

S.D.COLLEGE HOSHIARPUR
STUDENT FEEDBACK ANALYSIS
SESSION 2018-19

How much of the syllabus was covered in the class?

	Frequency	Percent	Valid Percent	Cumulative Percent
Valid Below 30%	8	2.1	2.1	2.1
30 to 54%	35	9.4	9.4	11.5
55 to 69%	56	15.0	15.0	26.5
70 to 84%	191	51.2	51.2	77.7
85 to 100%	83	22.3	22.3	100.0
Total	373	100.0	100.0	

How well did the teachers prepare for the classes?

	Frequency	Percent	Valid Percent	Cumulative Percent
Valid Won't teach at all	4	1.1	1.1	1.1
Indifferently	33	8.8	8.8	9.9
Poorly	7	1.9	1.9	11.8
Satisfactorily	256	68.6	68.6	80.4
Thoroughly	73	19.6	19.6	100.0
Total	373	100.0	100.0	

How well were the teachers able to communicate

	Frequency	Percent	Valid Percent	Cumulative Percent
Valid Very poor	7	1.9	1.9	1.9
ineffective	19	5.1	5.1	7.0
satisfactorily	108	29.0	29.0	35.9
Sometimes effective	103	27.6	27.6	63.5
Always effective	136	36.5	36.5	100.0
Total	373	100.0	100.0	

The teacher's approach to teaching can best be described as

	Frequency	Percent	Valid Percent	Cumulative Percent
Valid Poor	4	1.1	1.1	1.1
Fair	23	6.2	6.2	7.2
Good	127	34.0	34.0	41.3
Very good	139	37.3	37.3	78.6
Excellent	80	21.4	21.4	100.0
Total	373	100.0	100.0	


Principal
S.D. College, Hoshiarpur

Fairness of the internal evaluation process by the teachers.

		Frequency	Percent	Valid Percent	Cumulative Percent
Valid	Unfair	6	1.8	1.8	1.8
	Usually unfair	20	5.4	5.4	7.0
	Sometimes unfair	107	28.7	28.7	35.7
	Usually fair	154	41.3	41.3	76.9
	Always fair	86	23.1	23.1	100.0
	Total	373	100.0	100.0	

Was your performance in assignments discussed with you

		Frequency	Percent	Valid Percent	Cumulative Percent
Valid	Never	27	7.2	7.2	7.2
	Rarely	45	12.1	12.1	19.3
	Occasionally/Sometimes	83	22.3	22.3	41.6
	Usually	107	28.7	28.7	70.2
	Every time	111	29.8	29.8	100.0
	Total	373	100.0	100.0	

The institute takes active interest in promoting internship, student exchange, field visit opportunities for students.

		Frequency	Percent	Valid Percent	Cumulative Percent
Valid	Never	23	6.2	6.2	6.2
	Rarely	48	12.9	12.9	19.0
	Sometimes	108	29.0	29.0	48.0
	Often	99	26.5	26.5	74.5
	Regularly	95	25.5	25.5	100.0
	Total	373	100.0	100.0	

The teaching and mentoring process in your institution facilitates you in cognitive, social and emotional growth.

		Frequency	Percent	Valid Percent	Cumulative Percent
Valid	Not at all	8	2.1	2.1	2.1
	Marginally	19	5.1	5.1	7.2
	Moderately	107	28.7	28.7	35.9
	Very well	174	46.6	46.6	82.6
	Significantly	65	17.4	17.4	100.0

Principal 
S.D. College, Hoshiarpur

Total	373	100.0	100.0
-------	-----	-------	-------

The institution provides multiple opportunities to learn and grow.

	Frequency	Percent	Valid Percent	Cumulative Percent
Valid Strongly disagree	10	2.7	2.7	2.7
Disagree	34	9.1	9.1	11.8
Neutral	86	23.1	23.1	34.9
Agree	164	44.0	44.0	78.8
Strongly agree	79	21.2	21.2	100.0
Total	373	100.0	100.0	

Teachers inform you about your expected competencies, course outcomes and programme outcomes

	Frequency	Percent	Valid Percent	Cumulative Percent
Valid Never	14	3.8	3.8	3.8
Rarely	20	5.4	5.4	9.1
Occasionally/Sometimes	52	13.9	13.9	23.1
Usually	172	46.1	46.1	69.2
Every time	115	30.8	30.8	100.0
Total	373	100.0	100.0	

Your mentor does a necessary follow-up with an assigned task to you

	Frequency	Percent	Valid Percent	Cumulative Percent
Valid I don't have a mentor	13	3.5	3.5	3.5
Rarely	47	12.6	12.6	16.1
Occasionally/Sometimes	96	25.7	25.7	41.8
Usually	139	37.3	37.3	79.1
Every time	78	20.9	20.9	100.0
Total	373	100.0	100.0	

The teachers illustrate the concepts through examples and applications.

	Frequency	Percent	Valid Percent	Cumulative Percent
Valid Never	10	2.7	2.7	2.7
Rarely	14	3.8	3.8	6.4
Occasionally/Sometimes	55	14.7	14.7	21.2

Principal 
S.D. College, Hoshiarpur

Usually	150	40.2	40.2	61.4
Every time	144	38.6	38.6	100.0
Total	373	100.0	100.0	

The teachers identify your strengths and encourage you with providing right level of challenges

	Frequency	Percent	Valid Percent	Cumulative Percent
Valid Unable to	13	3.5	3.5	3.5
Slightly	26	7.0	7.0	10.5
Partially	54	14.5	14.5	24.9
Reasonably	152	40.8	40.8	65.7
Fully	128	34.3	34.3	100.0
Total	373	100.0	100.0	

Teachers are able to identify your weaknesses and help you to overcome them

	Frequency	Percent	Valid Percent	Cumulative Percent
Valid Never	10	2.7	2.7	2.7
Rarely	23	6.2	6.2	8.8
Occasionally/Sometimes	78	20.9	20.9	29.8
Usually	148	39.7	39.7	69.4
Every time	114	30.6	30.6	100.0
Total	373	100.0	100.0	

The institution makes effort to engage students in the monitoring, review and continuous quality improvement of the teaching learning process

	Frequency	Percent	Valid Percent	Cumulative Percent
Valid Strongly disagree	8	2.1	2.1	2.1
Disagree	36	9.7	9.7	11.8
Neutral	86	23.1	23.1	34.9
Agree	169	45.3	45.3	80.2
Strongly agree	74	19.8	19.8	100.0
Total	373	100.0	100.0	

The institute/ teachers use student centric methods, such as experiential learning, participative learning and problem solving methodologies for enhancing learning experiences

Principal

**Principal
S.D. College, Hoshiarpur**

	Frequency	Percent	Valid Percent	Cumulative Percent
Valid Not at all	12	3.2	3.2	3.2
Very little	29	7.8	7.8	11.0
Some what	64	17.2	17.2	28.2
Moderate	170	45.6	45.6	73.7
To a great extent	98	26.3	26.3	100.0
Total	373	100.0	100.0	

Teachers encourage you to participate in extracurricular activities

	Frequency	Percent	Valid Percent	Cumulative Percent
Valid Strongly disagree	3	.8	.8	.8
Disagree	22	5.9	5.9	6.7
Neutral	59	15.8	15.8	22.5
Agree	190	50.9	50.9	73.5
Strongly agree	99	26.5	26.5	100.0
Total	373	100.0	100.0	

Efforts are made by the institute/ teachers to inculcate soft skills, life skills and employability skills to make you ready for the world of work

	Frequency	Percent	Valid Percent	Cumulative Percent
Valid Not at all	14	3.8	3.8	3.8
Very little	25	6.7	6.7	10.5
Some what	56	15.0	15.0	25.5
Moderate	163	43.7	43.7	69.2
To a great extent	115	30.8	30.8	100.0
Total	373	100.0	100.0	

What percentage of teachers use ICT tools such as LCD projector, Multimedia, etc. while teaching

	Frequency	Percent	Valid Percent	Cumulative Percent
Valid Below 29%	78	20.9	20.9	20.9
30 – 49%	43	11.5	11.5	32.4
50 – 69%	73	19.6	19.6	52.0
70 – 89%	117	31.4	31.4	83.4
Above 90%	62	16.6	16.6	100.0
Total	373	100.0	100.0	

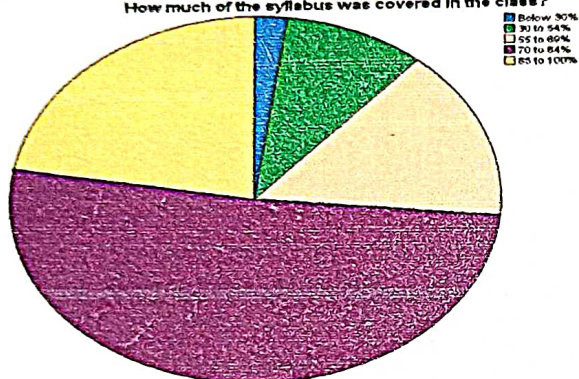

 Principal
 S.D. College, Hoshiarpur

the overall quality of teaching-learning process in your Institute is very good

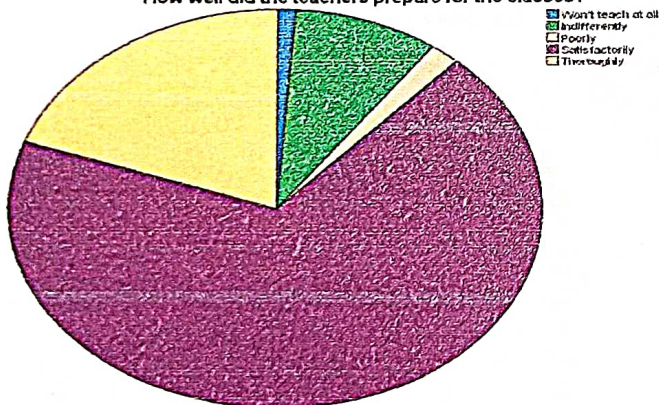
		Frequency	Percent	Valid Percent	Cumulative Percent
Valid	Strongly disagree	6	1.6	1.6	1.6
	Disagree	23	6.2	6.2	7.8
	Neutral	80	21.4	21.6	29.4
	Agree	180	48.3	48.5	77.9
	Strongly agree	82	22.0	22.1	100.0
	Total	371	99.5	100.0	
Missing	System	2	.5		
Total		373	100.0		

Pie Chart

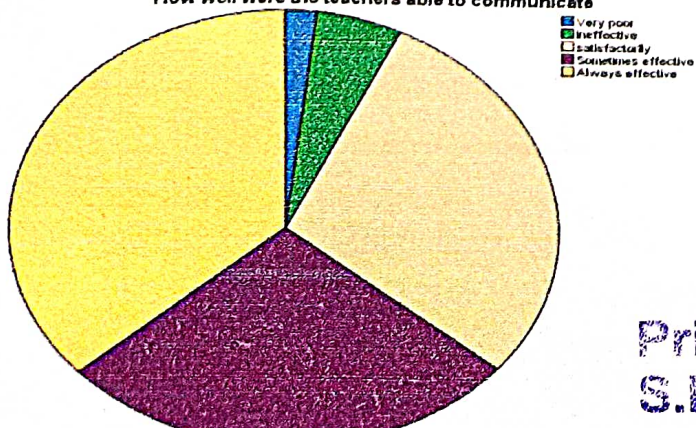
How much of the syllabus was covered in the class?



How well did the teachers prepare for the classes?

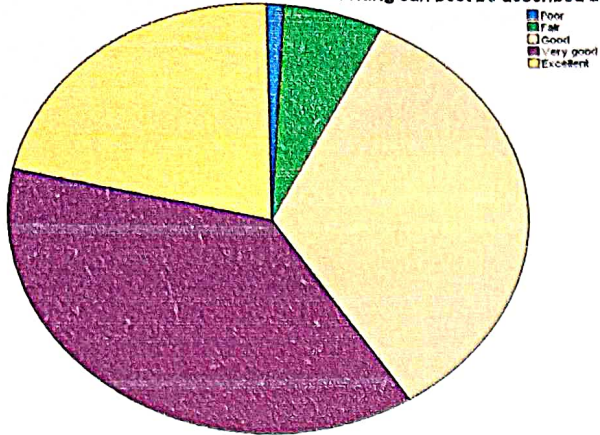


How well were the teachers able to communicate

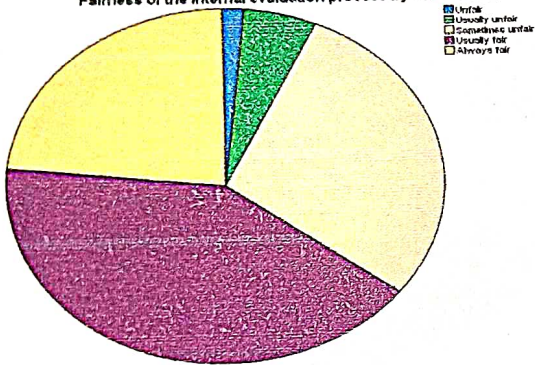


Principal *Pooja*
S.D. College, Hoshiarpur

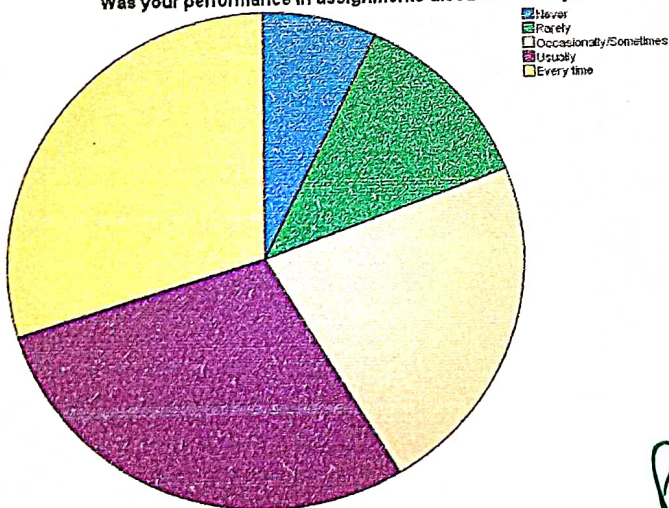
The teacher's approach to teaching can best be described as



Fairness of the internal evaluation process by the teachers.



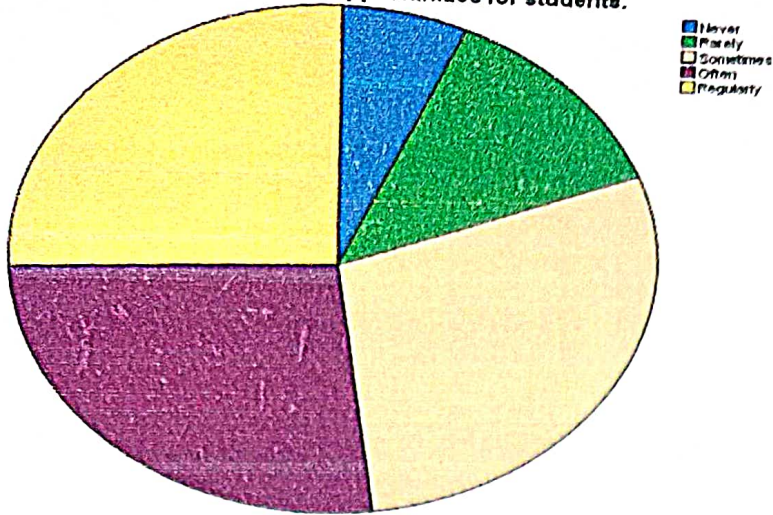
Was your performance in assignments discussed with you



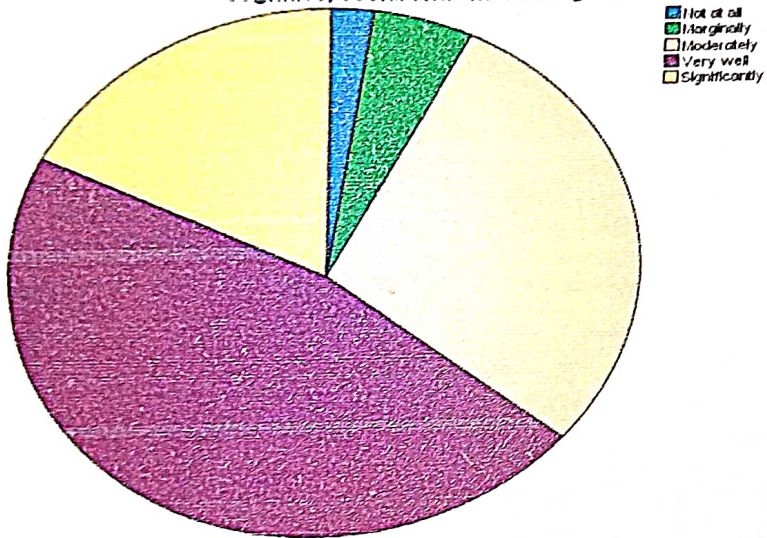
Principal

Principal
S.D. College, Hoshiarpur

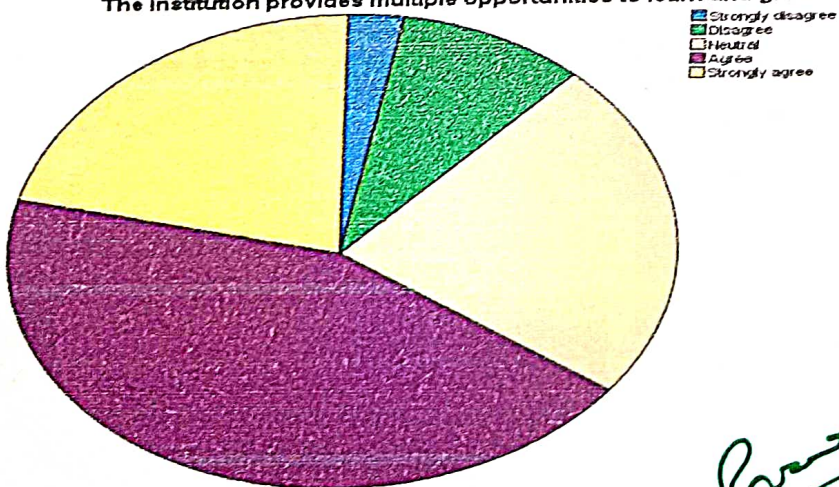
The Institute takes active interest in promoting Internship, student exchange, field visit opportunities for students.



The teaching and mentoring process in your institution facilitates you in cognitive, social and emotional growth.



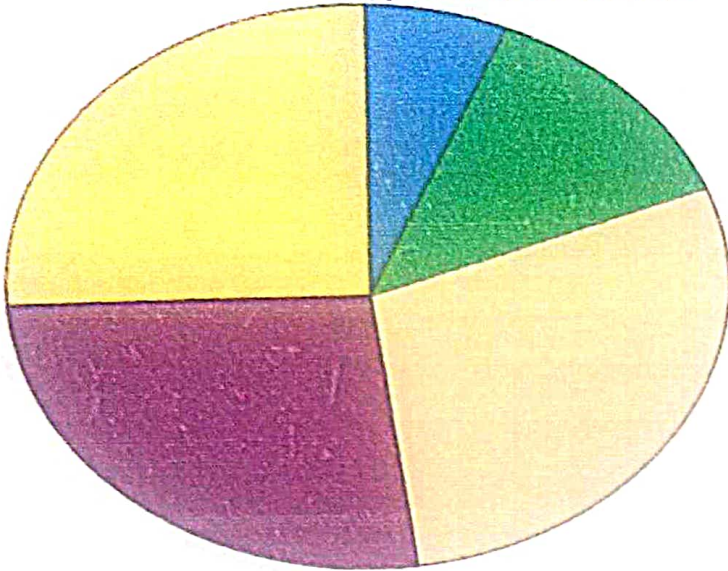
The institution provides multiple opportunities to learn and grow.



Parvinder
Principal
S.D. College, Hoshiarpur

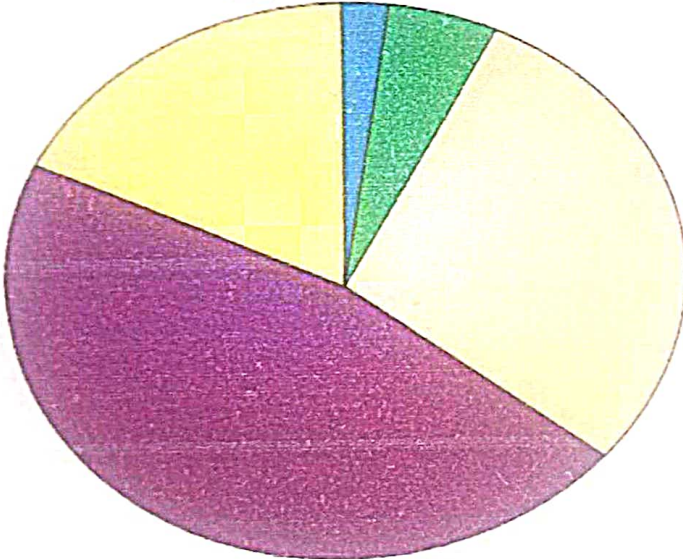
The institute takes active interest in promoting Internship, student exchange, field visit opportunities for students.

- Never
- Rarely
- Sometimes
- Often
- Regularly



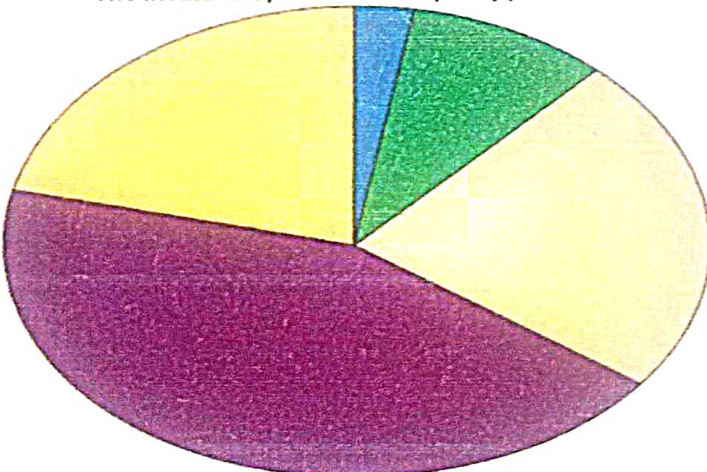
The teaching and mentoring process in your institution facilitates you in cognitive, social and emotional growth.

- Not at all
- Marginally
- Moderately
- Very well
- Significantly



The institution provides multiple opportunities to learn and grow.

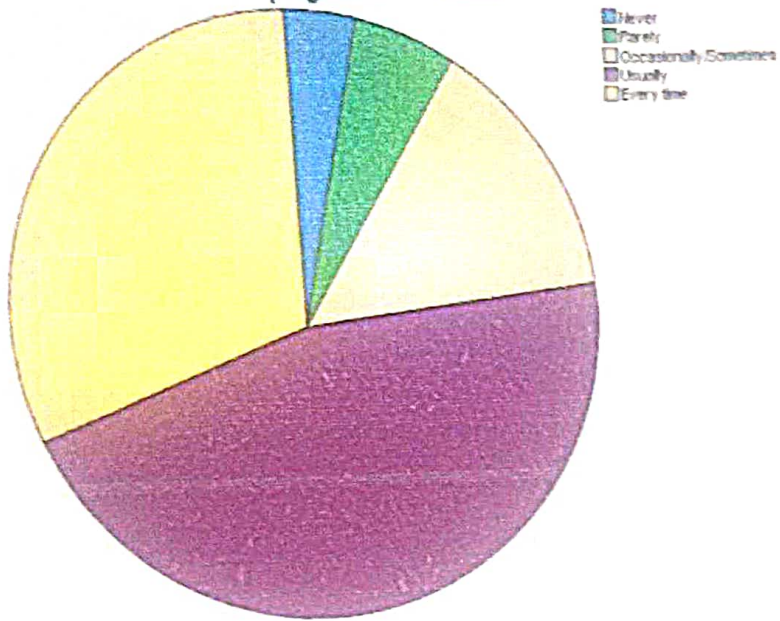
- Strongly disagree
- Disagree
- Neutral
- Agree
- Strongly agree



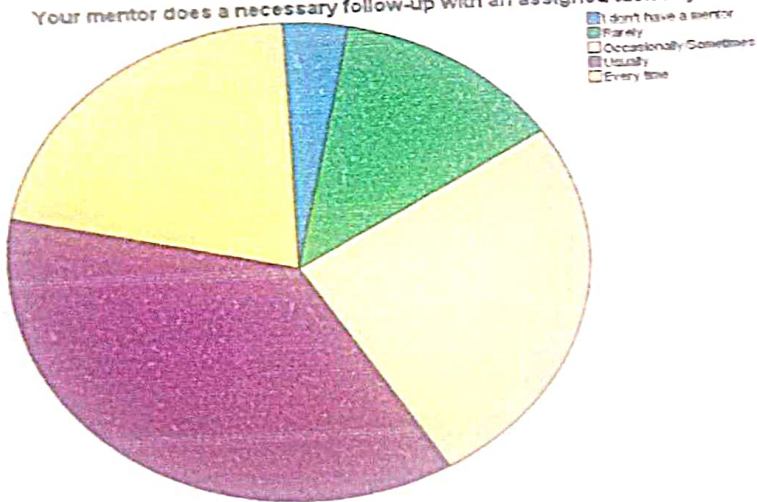
Principal

Principal
S.D. College, Hoshiarpur

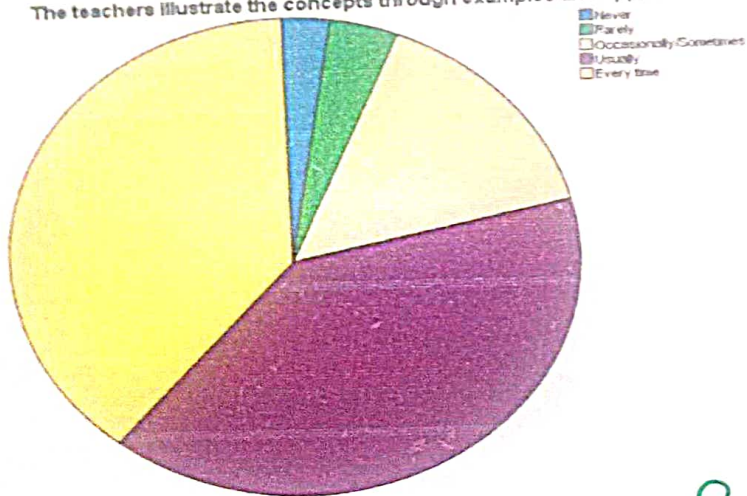
Teachers inform you about your expected competencies, course outcomes and programme outcomes



Your mentor does a necessary follow-up with an assigned task to you



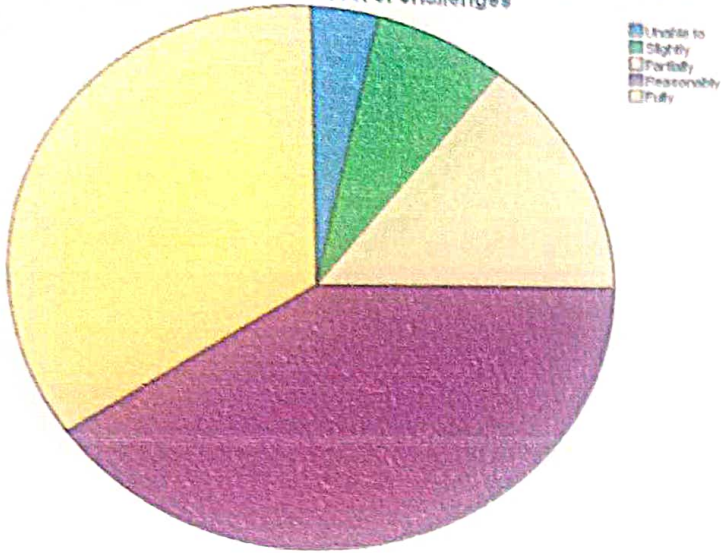
The teachers illustrate the concepts through examples and applications.



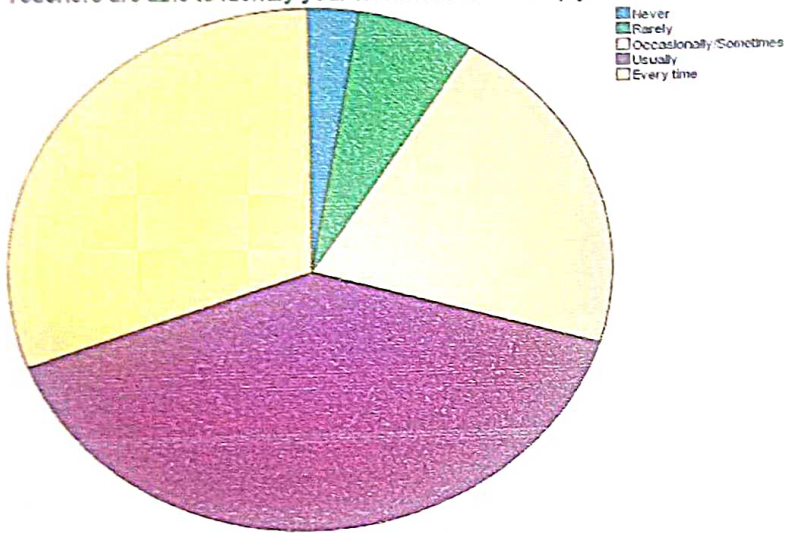
Parvinder

Principal
S.D. College, Hoshiarpur

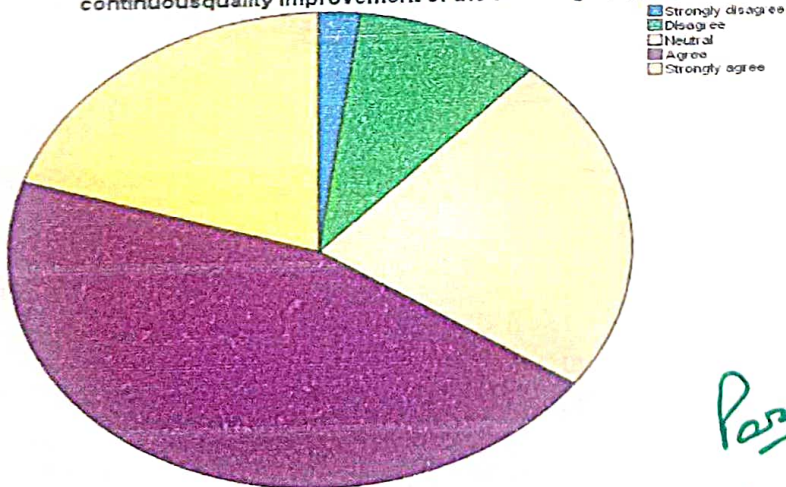
The teachers identify your strengths and encourage you with providing right level of challenges



Teachers are able to identify your weaknesses and help you to overcome them



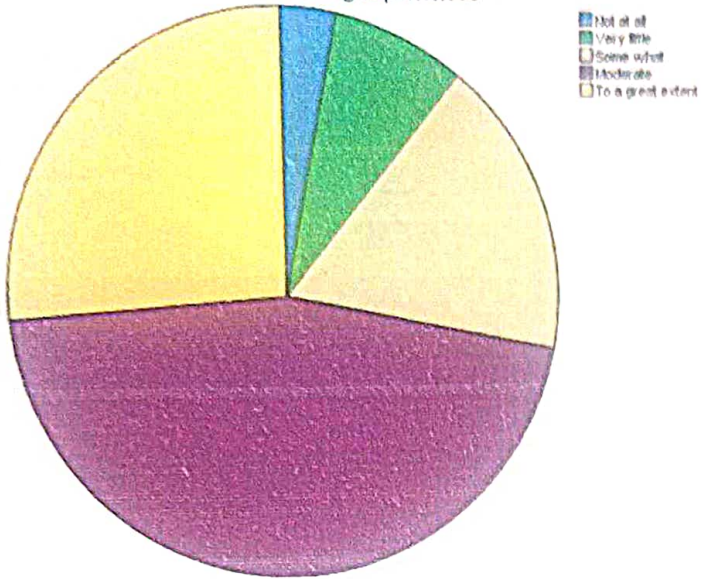
The institution makes effort to engage students in the monitoring, review and continuous quality improvement of the teaching learning process



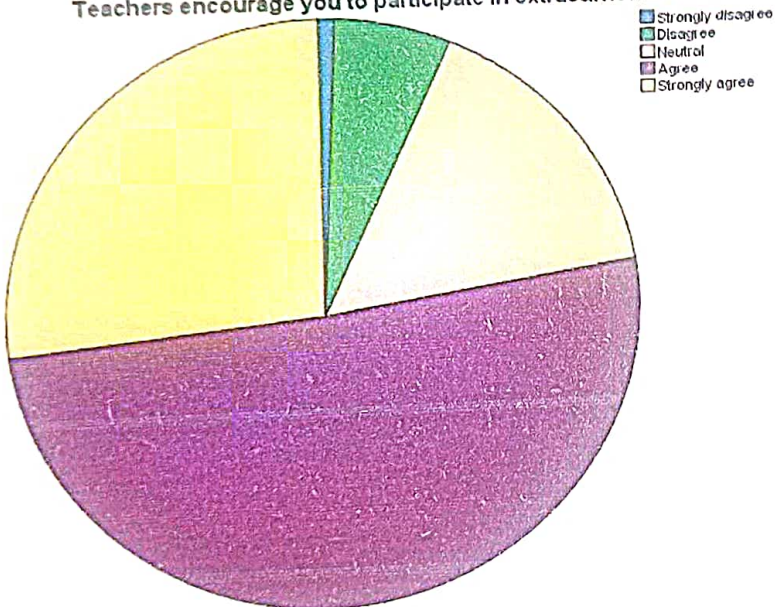
Parvati

Principal
S.D. College, Hoshiarpur

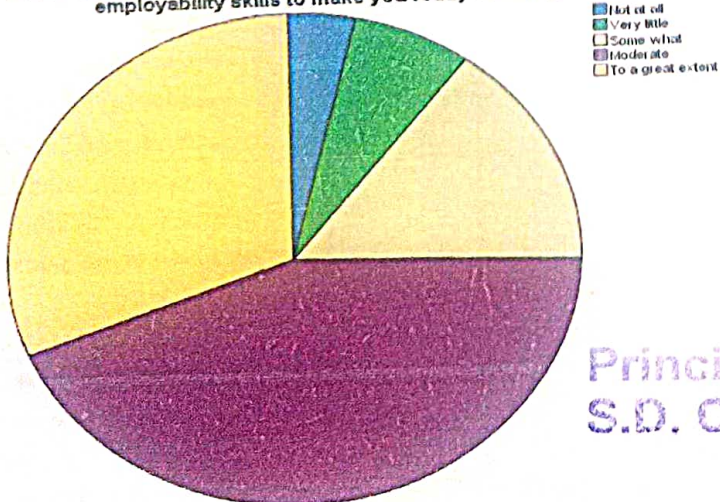
The institute/teachers use student centric methods, such as experiential learning, participative learning and problem solving methodologies for enhancing learning experiences



Teachers encourage you to participate in extracurricular activities



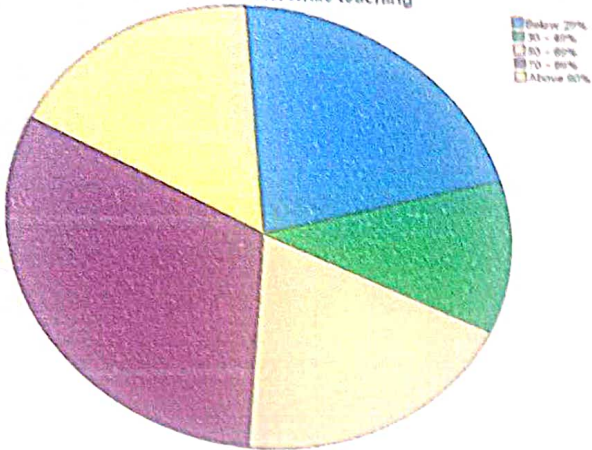
Efforts are made by the Institute/teachers to inculcate soft skills, life skills and employability skills to make you ready for the world of work



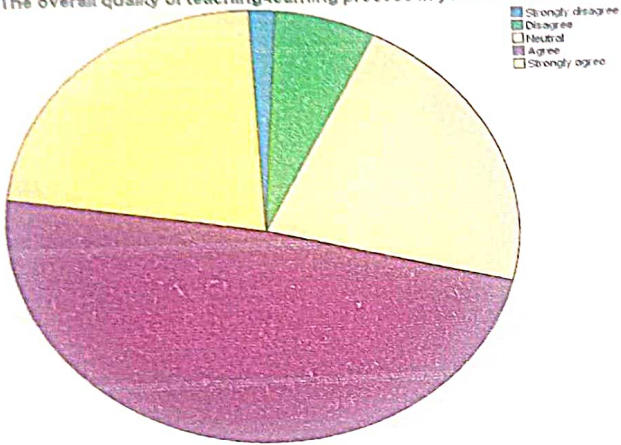
Parvati

Principal
S.D. College, Hoshiarpur

What percentage of teachers use ICT tools such as LCD projector, Multimedia, etc. while teaching



The overall quality of teaching-learning process in your Institute is very good



Descriptive Statistics

	N	Minimum	Maximum	Mean	Std. Deviation
How much of the syllabus was covered in the class?	373	0	4	2.82	.955
How well did the teachers prepare for the classes?	373	0	4	2.97	.816
How well were the teachers able to communicate	373	0	4	2.92	1.011
The teacher's approach to teaching can best be described as	373	0	4	2.72	.906
Fairness of the internal evaluation process by the teachers.	373	0	4	2.79	.913
Was your performance in assignments discussed with you	373	0	4	2.62	1.229

Parvati
Principal
S.D. College, Hoshiarpur

The institute takes active interest in promoting internship, student exchange, field visit opportunities for students.	373	0	4	2.52	1.179
The teaching and mentoring process in your institution facilitates you in cognitive, social and emotional growth.	373	0	4	2.72	.884
The institution provides multiple opportunities to learn and grow.	373	0	4	2.72	.986
Teachers inform you about your expected competencies, course outcomes and programme outcomes	373	0	4	2.95	1.000
Your mentor does a necessary follow-up with an assigned task to you	373	0	4	2.60	1.060
The teachers illustrate the concepts through examples and applications.	373	0	4	3.08	.959
The teachers identify your strengths and encourage you with providing right level of challenges	373	0	4	2.95	1.040
Teachers are able to identify your weaknesses and help you to overcome them	373	0	4	2.89	.997
The institution makes effort to engage students in the monitoring, review and continuous quality improvement of the teaching learning process	373	0	4	2.71	.963
The institute/ teachers use student centric methods, such as experiential learning, participative learning and problem solving methodologies for enhancing learning experiences	373	0	4	2.84	1.006
Teachers encourage you to participate in extracurricular activities	373	0	4	2.97	.856
Efforts are made by the institute/ teachers to inculcate soft skills, life skills and employability skills to make you ready for the world of work	373	0	4	2.91	1.029
What percentage of teachers use ICT tools such as LCD projector, Multimedia, etc. while teaching	373	0	4	2.11	1.387


 Principal
 S.D. College, Hoshiarpur

The overall quality of teaching-learning process in your institute is very good	371	0	4	2.83	.897
Valid N (listwise)	371				

AVERAGE
Score 2.782

Pawar

Principal
S.D. College, Hoshalnur

S.D College Hoshiarpur
Teacher feedback analysis
2018-19

syllabus is suitable to the course

	Frequency	Percent	Valid Percent	Cumulative Percent
Valid strongly agree	5	15.6	15.6	15.6
agree	27	84.4	84.4	100.0
Total	32	100.0	100.0	

college strives for holistic development of students through curriculum enrichment

	Frequency	Percent	Valid Percent	Cumulative Percent
Valid strongly agree	6	18.8	18.8	18.8
agree	26	81.3	81.3	100.0
Total	32	100.0	100.0	

Aims and objective of the syllabi are well defined and clear to teachers and students

	Frequency	Percent	Valid Percent	Cumulative Percent
Valid strongly agree	11	34.4	34.4	34.4
agree	21	65.6	65.6	100.0
Total	32	100.0	100.0	

The college has appropriate feedback system to enhance the learning effectiveness

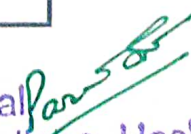
	Frequency	Percent	Valid Percent	Cumulative Percent
Valid strongly agree	7	21.9	21.9	21.9
agree	25	78.1	78.1	100.0
Total	32	100.0	100.0	

Institution has a well-structured organised guidance & Counselling system5.

	Frequency	Percent	Valid Percent	Cumulative Percent
Valid strongly agree	5	15.6	15.6	15.6
agree	27	84.4	84.4	100.0
Total	32	100.0	100.0	

Interactive Instructional techniques are used for Effective Teaching learning experiences

	Frequency	Percent	Valid Percent	Cumulative Percent
Valid strongly agree	5	15.6	15.6	15.6
agree	27	84.4	84.4	100.0
Total	32	100.0	100.0	

Principal 
S.D. College, Hoshiarpur

Faculty Development Training Programmes are organised in the college

		Frequency	Percent	Valid Percent	Cumulative Percent
Valid	strongly agree	5	15.6	15.6	15.6
	agree	27	84.4	84.4	100.0
	Total	32	100.0	100.0	

Duty leave is provided to attend Workshops, Seminars & Conferences

		Frequency	Percent	Valid Percent	Cumulative Percent
Valid	strongly agree	11	34.4	34.4	34.4
	agree	21	65.6	65.6	100.0
	Total	32	100.0	100.0	

Sufficient number of prescribed books are available in the library

		Frequency	Percent	Valid Percent	Cumulative Percent
Valid	strongly agree	5	15.6	15.6	15.6
	agree	27	84.4	84.4	100.0
	Total	32	100.0	100.0	

The course has good balance between theory and practice

		Frequency	Percent	Valid Percent	Cumulative Percent
Valid	strongly agree	5	15.6	15.6	15.6
	agree	26	81.3	81.3	96.9
	DisAgree	1	3.1	3.1	100.0
	Total	32	100.0	100.0	

The course/ programme of studies carries sufficient number of optional papers.

		Frequency	Percent	Valid Percent	Cumulative Percent
Valid	strongly agree	6	18.8	18.8	18.8
	agree	26	81.3	81.3	100.0
	Total	32	100.0	100.0	

I have a freedom to adopt new techniques / strategies of testing and assessment of students

		Frequency	Percent	Valid Percent	Cumulative Percent
Valid	strongly agree	9	28.1	28.1	28.1
	agree	23	71.9	71.9	100.0
	Total	32	100.0	100.0	

Principal 
S.D. College, Hoshiarpur

I have the freedom to adopt new techniques of teachings such as seminar presentations, group discussions and learners participations.

	Frequency	Percent	Valid Percent	Cumulative Percent
Valid strongly agree	9	28.1	28.1	28.1
agree	23	71.9	71.9	100.0
Total	32	100.0	100.0	

The college provides adequate and smooth support for projects and research facilities.

	Frequency	Percent	Valid Percent	Cumulative Percent
Valid strongly agree	7	21.9	21.9	21.9
agree	25	78.1	78.1	100.0
Total	32	100.0	100.0	

Tests and examinations are conducted well in time with proper coverage of all units in the syllabus

	Frequency	Percent	Valid Percent	Cumulative Percent
Valid strongly agree	10	31.3	31.3	31.3
agree	22	68.8	68.8	100.0
Total	32	100.0	100.0	

The course/syllabus has made me interested in the subject area

	Frequency	Percent	Valid Percent	Cumulative Percent
Valid strongly agree	7	21.9	21.9	21.9
agree	25	78.1	78.1	100.0
Total	32	100.0	100.0	

The course / programme of this subject increased my knowledge and perspective in the subject area.

	Frequency	Percent	Valid Percent	Cumulative Percent
Valid strongly agree	4	12.5	12.5	12.5
agree	28	87.5	87.5	100.0
Total	32	100.0	100.0	

The books prescribed / listed as reference materials are relevant , updated and appropriate

	Frequency	Percent	Valid Percent	Cumulative Percent
Valid strongly agree	5	15.6	15.6	15.6
agree	26	81.3	81.3	96.9
DisAgree	1	3.1	3.1	100.0
Total	32	100.0	100.0	

Principal
S.D. College, Hoshfamin

Infrastructural facilities such as teacher's rooms, class rooms, resource centres, Infilbnet are available in the department

	Frequency	Percent	Valid Percent	Cumulative Percent
Valid strongly agree	5	15.6	15.6	15.6
agree	26	81.3	81.3	96.9
DisAgree	1	3.1	3.1	100.0
Total	32	100.0	100.0	

Provisions for professional development are non-discriminatory and fair.

	Frequency	Percent	Valid Percent	Cumulative Percent
Valid strongly agree	6	18.8	18.8	18.8
agree	26	81.3	81.3	100.0
Total	32	100.0	100.0	

The college provides adequate and smooth support for projects and research facilities.

	Frequency	Percent	Valid Percent	Cumulative Percent
Valid strongly agree	5	15.6	15.6	15.6
agree	26	81.3	81.3	96.9
strongly disagree	1	3.1	3.1	100.0
Total	32	100.0	100.0	


The college provides adequate funding and support to faculty members for upgrading their skills and qualifications.

	Frequency	Percent	Valid Percent	Cumulative Percent
Valid strongly agree	5	15.6	15.6	15.6
agree	23	71.9	71.9	87.5
DisAgree	2	6.3	6.3	93.8
strongly disagree	2	6.3	6.3	100.0
Total	32	100.0	100.0	

Principal
S.D. College, Hashtnagar

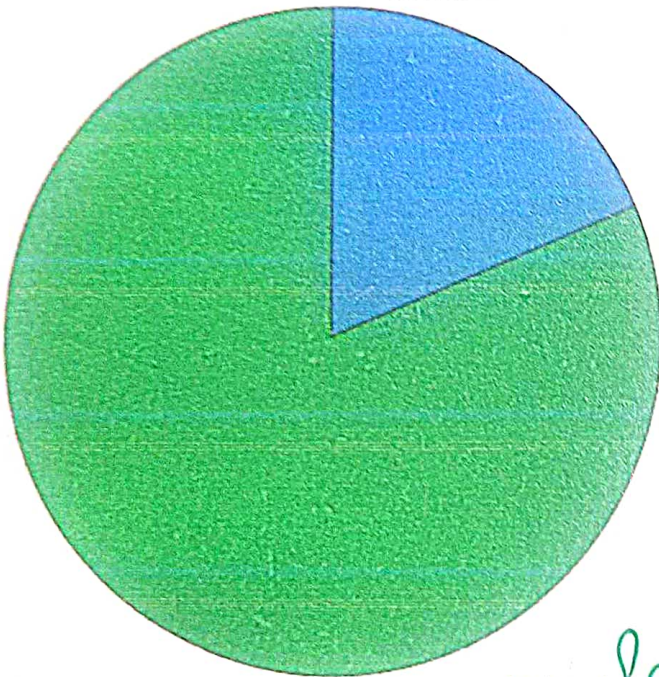
syllabus feasible to the course


strongly agree
agree



college strives for holistic development of students through curriculum enrichment

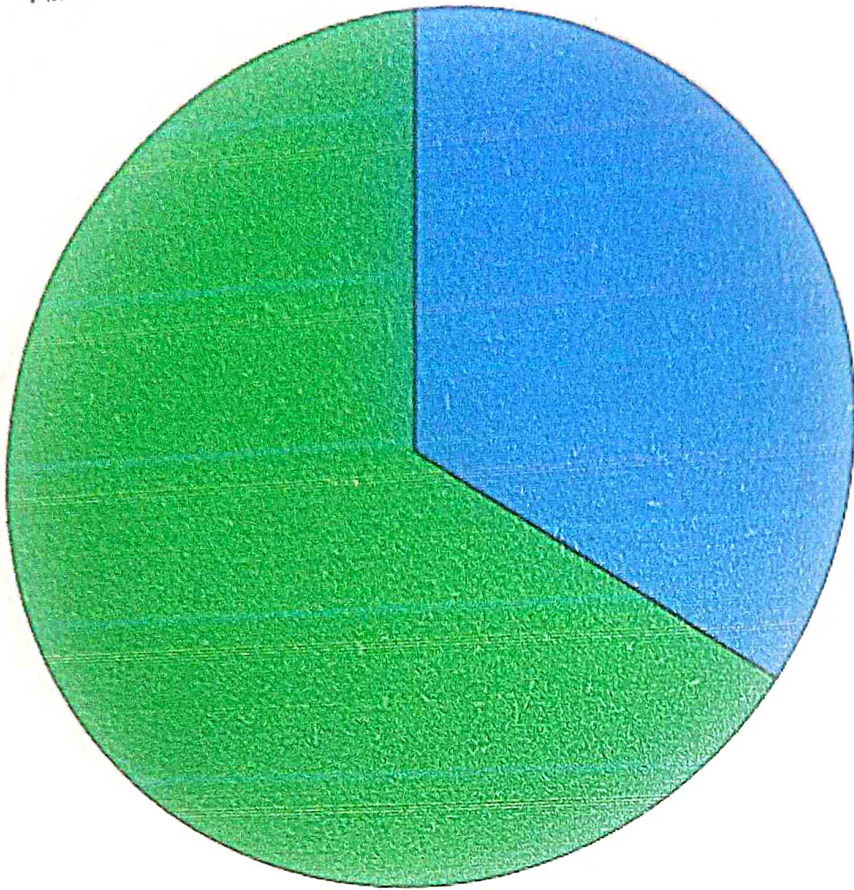
strongly agree
agree




Principal
S.D. College Hoshiarpur


Alms and objective of the syllabi are well defined and clear to teachers and students

stongly agree
agree



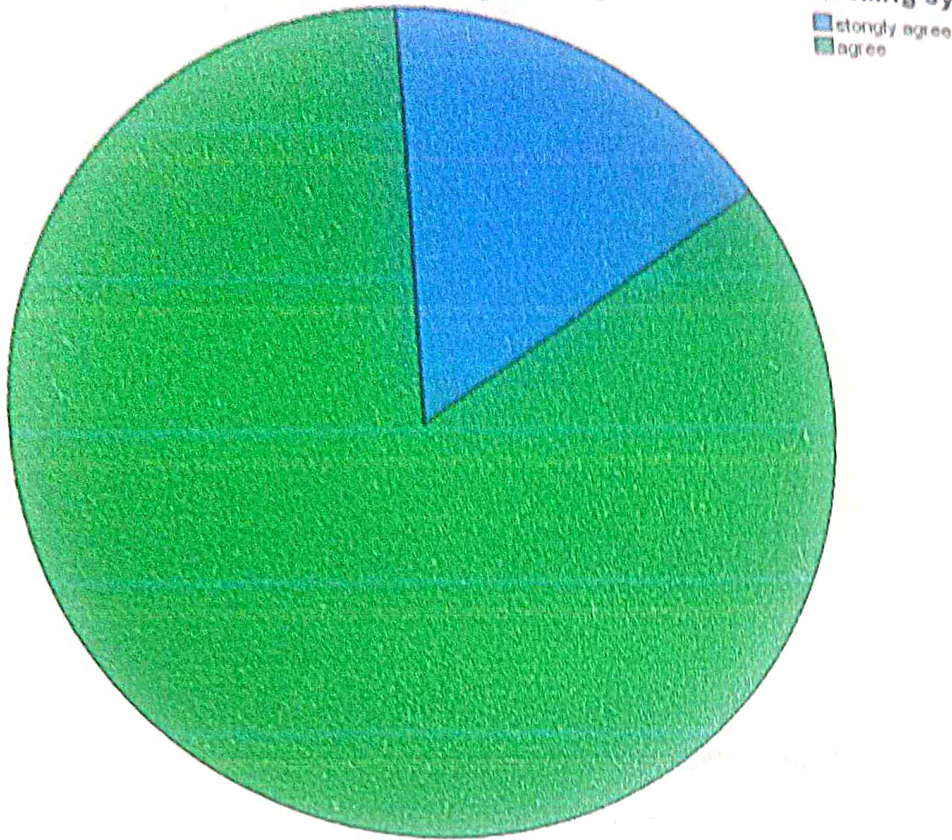
The college has appropriate feedback system to enhance the learning effectiveness

stongly agree
agree

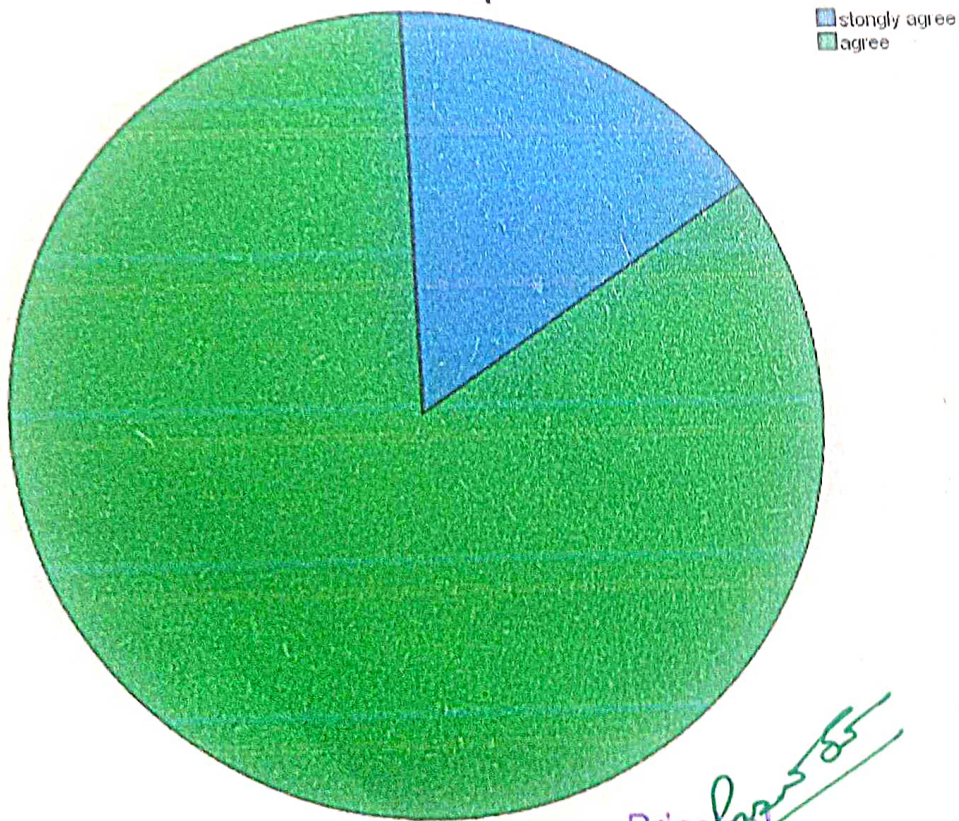


[Signature]
Principal
S.D. College, Hochlamir

Institution has a well-structured organised guidance & Counselling system5.

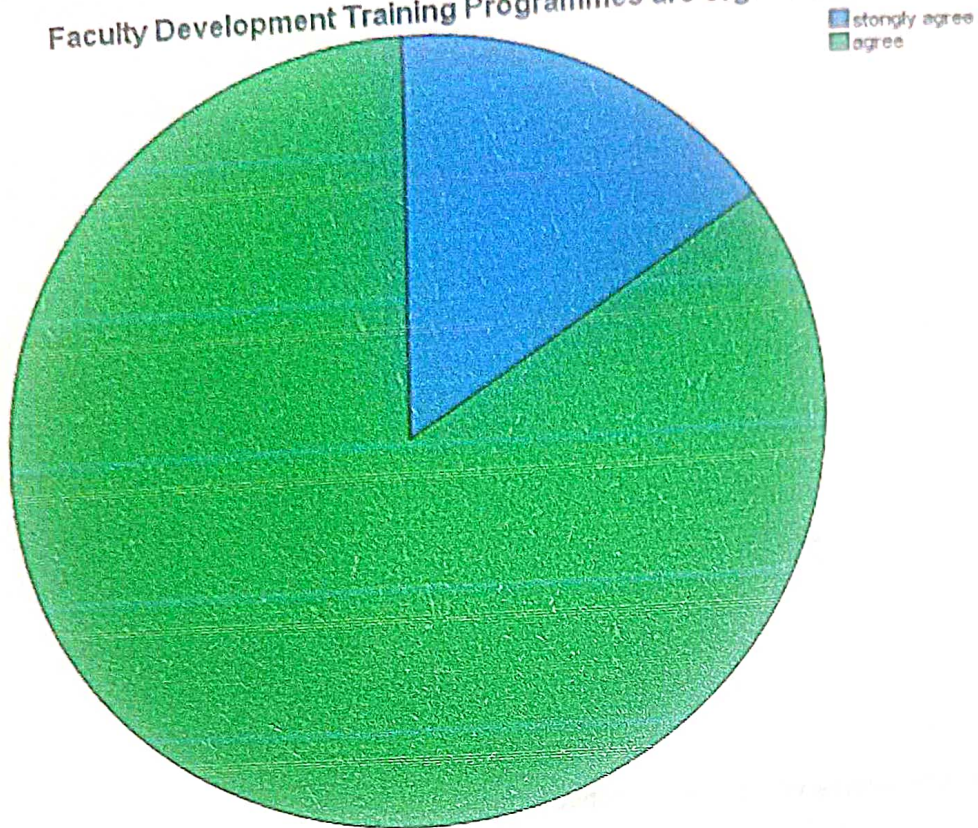


Interactive Instructional techniques are used for Effective Teaching learning experiences

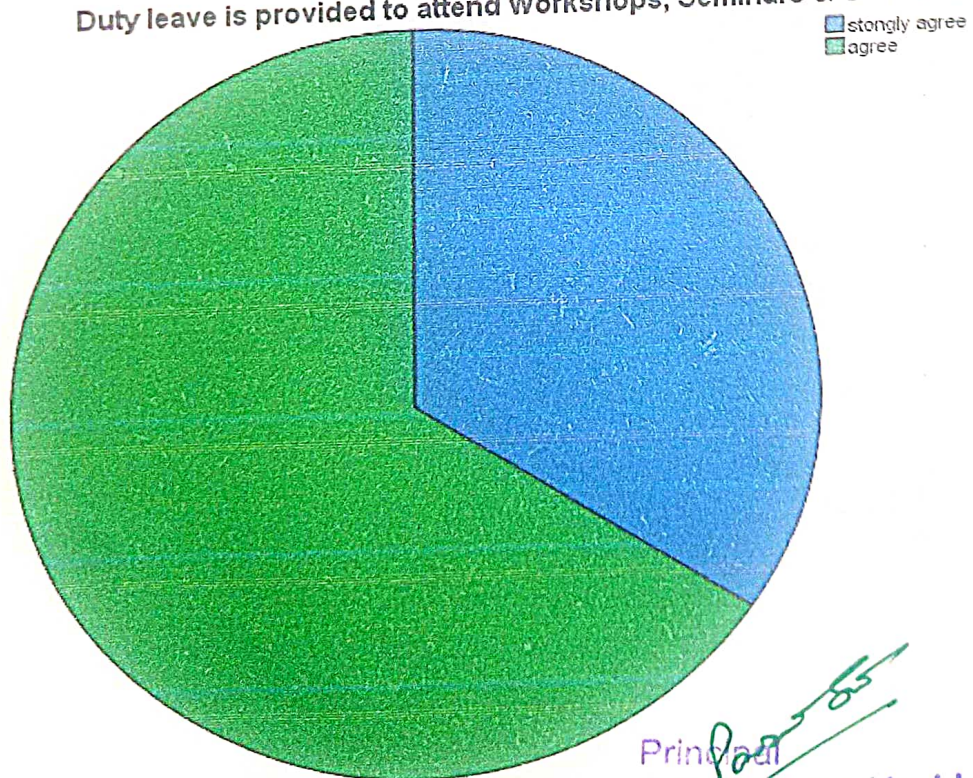


[Signature]
Principal
S.D. College, Hoshiarpur

Faculty Development Training Programmes are organised in the college



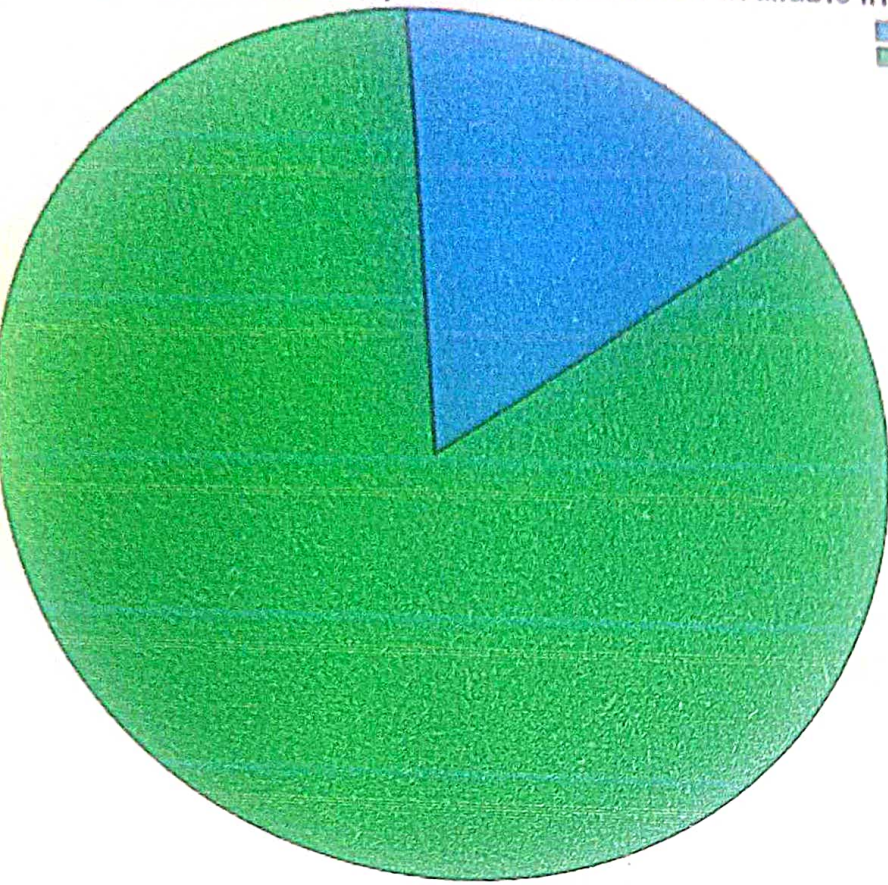
Duty leave is provided to attend Workshops, Seminars & Conferences




Principal
S.D. College, Hoshlamur

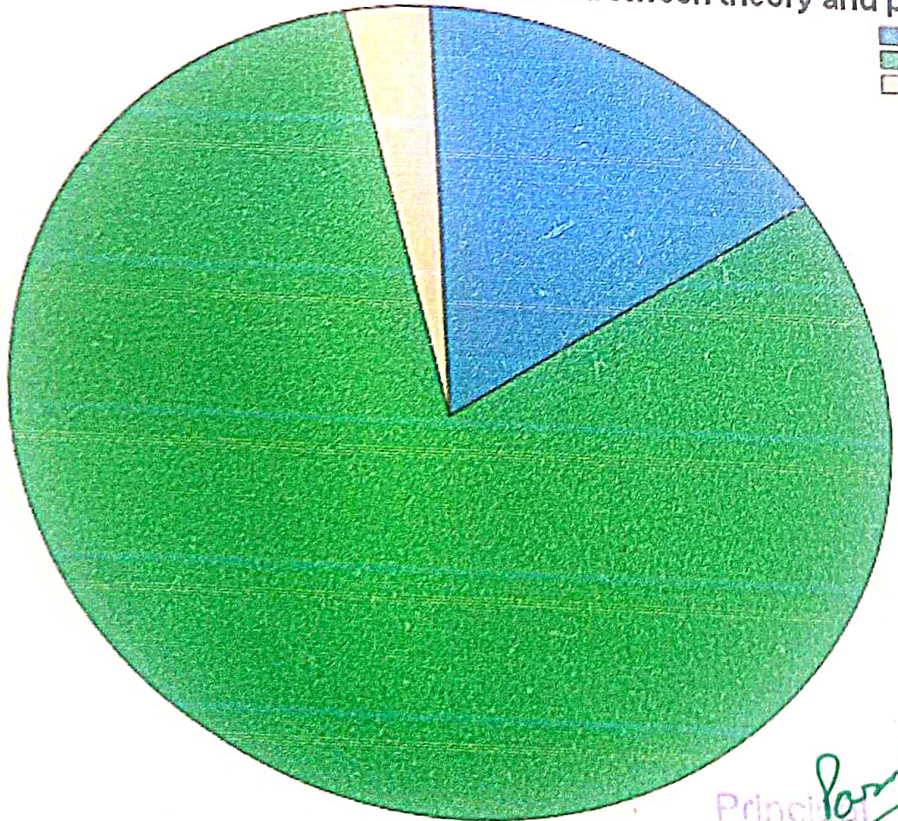
Sufficient number of prescribed books are available in the library

strongly agree
agree



The course has good balance between theory and practice


strongly agree
agree
DisAgree



Principal
S.D. College, Hohtanur

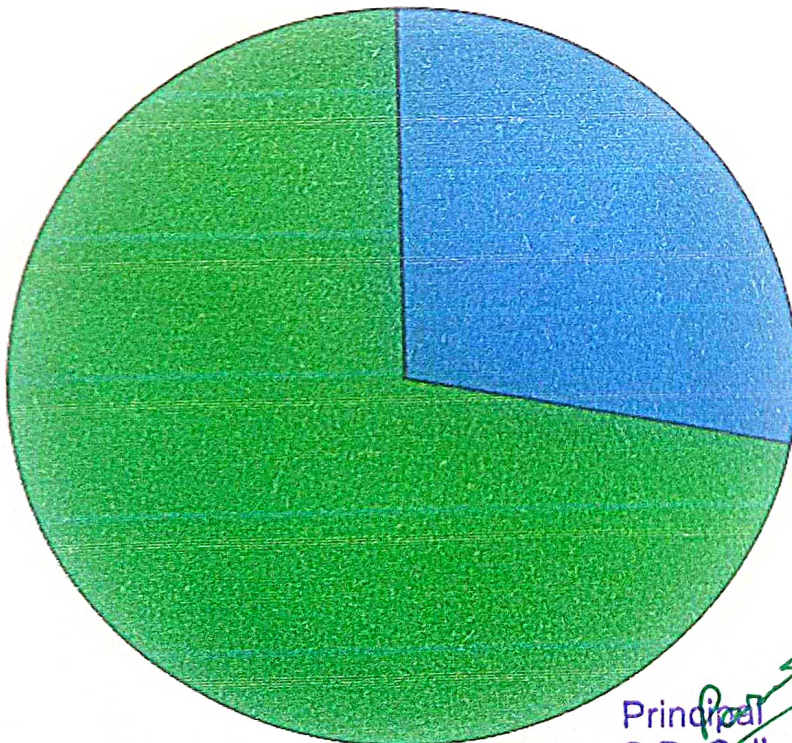
The course/ programme of studies carries sufficient number of optional papers.


strongly agree
agree



I have a freedom to adopt new techniques / strategies of testing and assessment of students

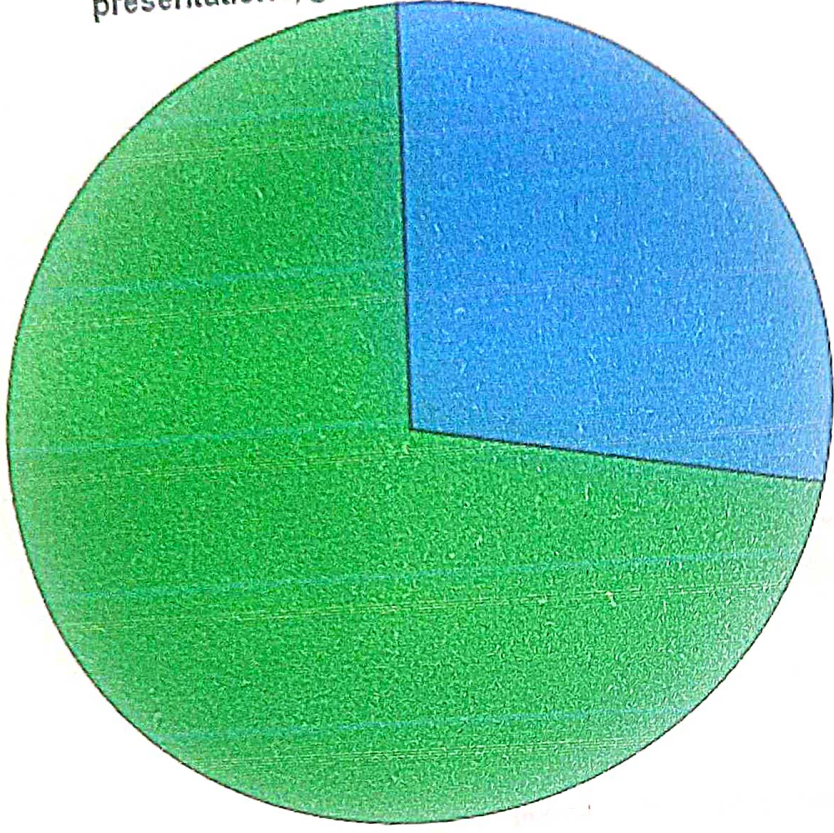
strongly agree
agree




Principal
S.D. College, Hoshiampur

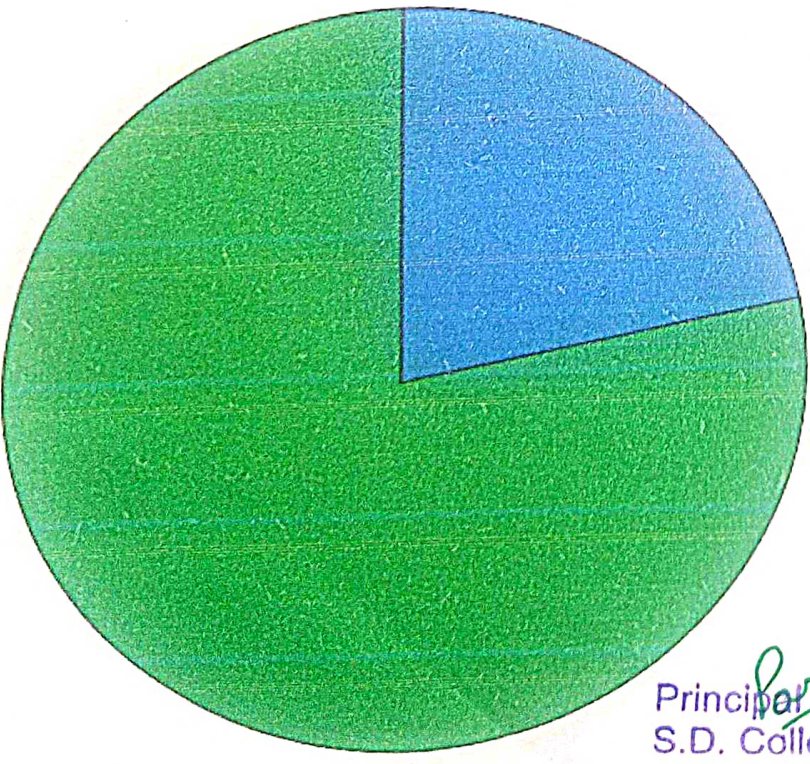
I have the freedom to adopt new techniques of teachings such as seminar presentations, group discussions and learners participations.

strongly agree
agree



The college provides adequate and smooth support for projects and research facilities.

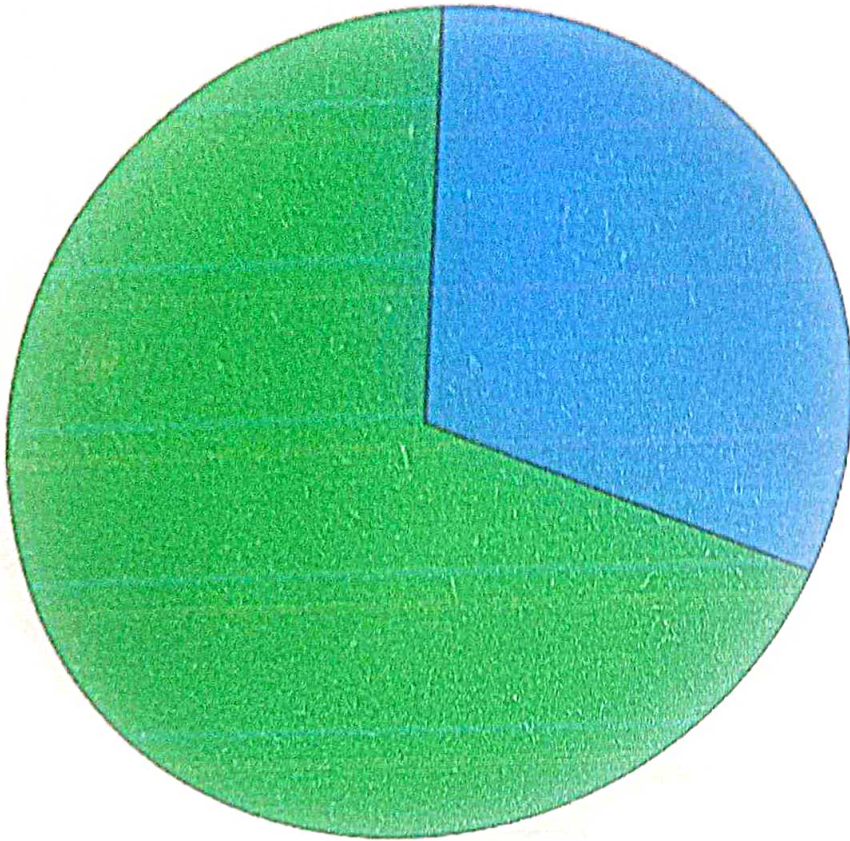
strongly agree
agree



Principal
S.D. College, Hoshiamir


Tests and examinations are conducted well in time with proper coverage of all units in the syllabus


strongly agree
agree



The course/syllabus has made me interested in the subject area


strongly agree
agree




Principal
S.D. College, Hoshlamur

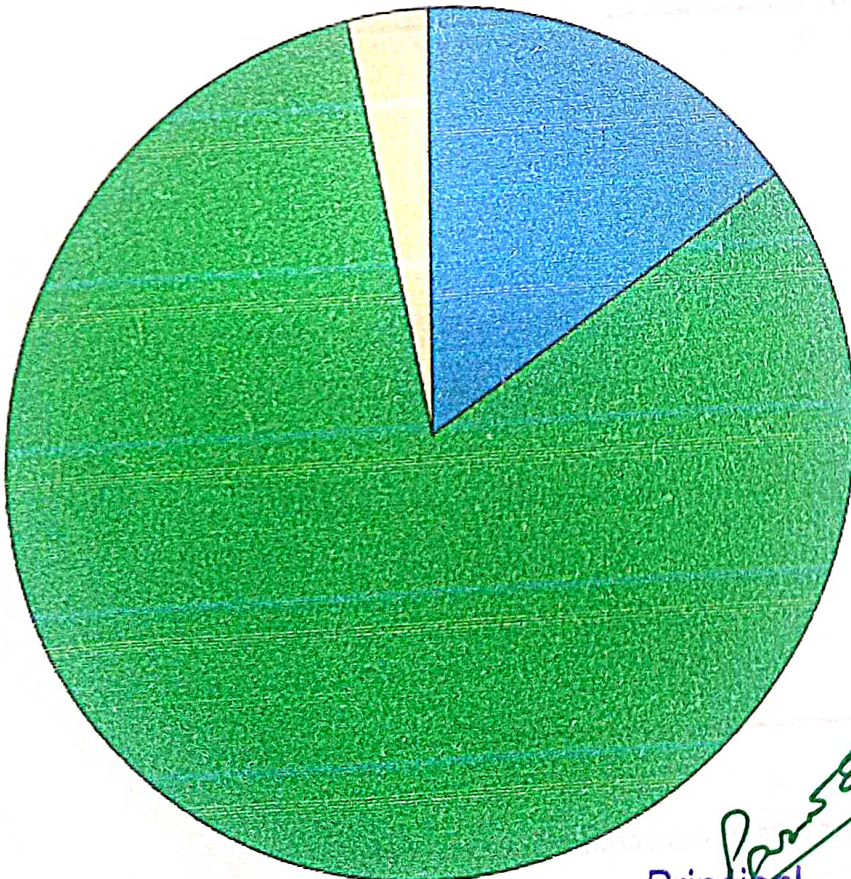
The course / programme of this subject increased my knowledge and perspective in the subject area.

stongly agree
agree



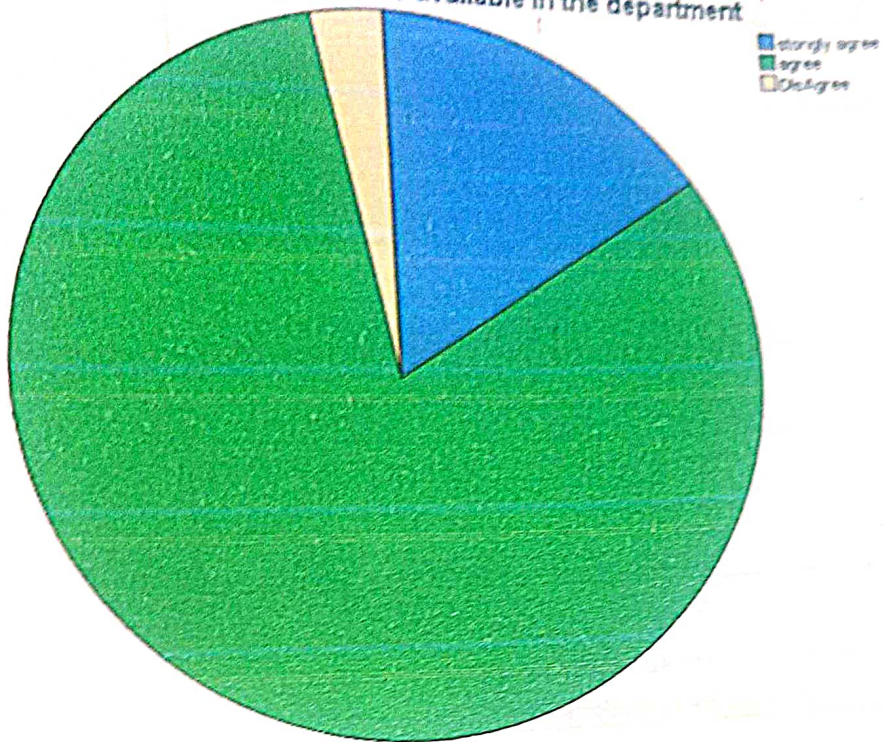
The books prescribed / listed as reference materials are relevant , updated and appropriate

stongly agree
agree
DisAgree

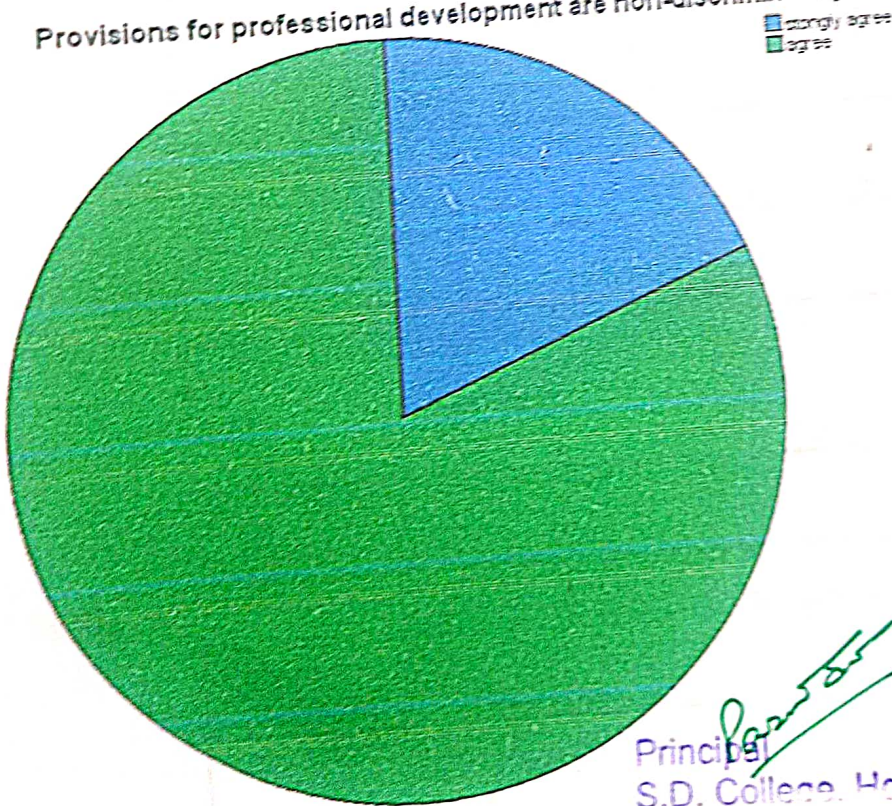


[Signature]
Principal
C.D. College, Hoshiarpur

Infrastructural facilities such as teacher's rooms, class rooms, resource centres, Infilbnet are available in the department

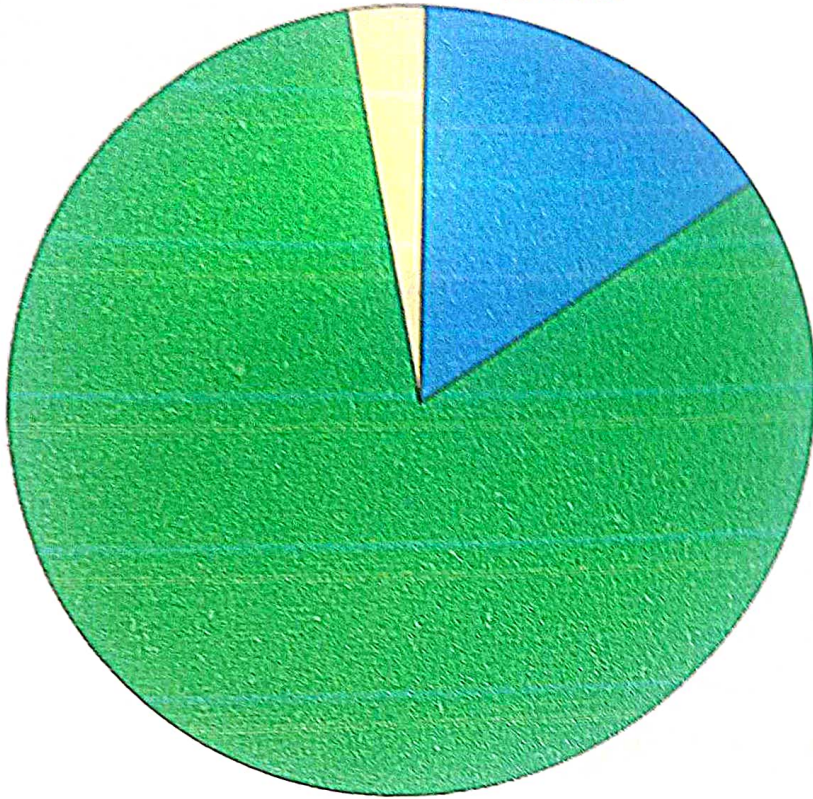


Provisions for professional development are non-discriminatory and fair.



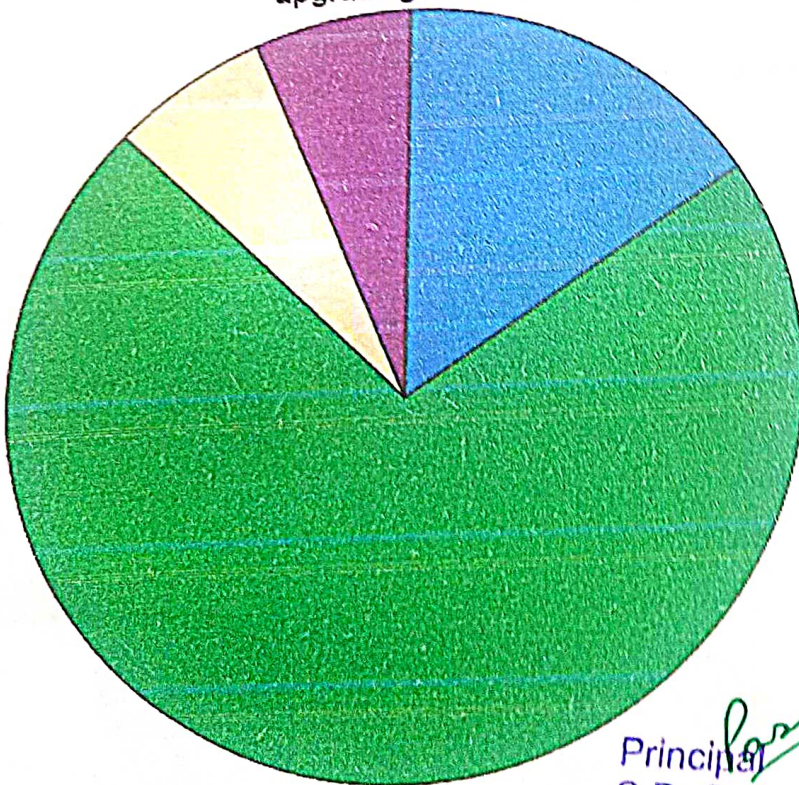

Principal
S.D. College, Hoshiarpur

The college provides adequate and smooth support for projects and research facilities.




- strongly agree
- agree
- strongly disagree

The college provides adequate funding and support to faculty members for upgrading their skills and qualifications.



- strongly agree
- agree
- DisAgree
- strongly disagree

Principal 
S.D. College Hochlamur

S.D.COLLEGE HOSHIARPUR
Alumni Feedback Form 2018-19

Did you feel proud to be associated with S.D college as Alumni

	Frequency	Percent	Valid Percent	Cumulative Percent
Valid yes	41	95.3	95.3	95.3
no	2	4.7	4.7	100.0
Total	43	100.0	100.0	

How do you rate the development activities organized by the college for your overall development

	Frequency	Percent	Valid Percent	Cumulative Percent
Valid highly efficient	24	55.8	55.8	55.8
Efficient	14	32.6	32.6	88.4
Satisfactory	2	4.7	4.7	93.0
Below satisfactory	3	7.0	7.0	100.0
Total	43	100.0	100.0	

Are you will to contribute towards the development of college

	Frequency	Percent	Valid Percent	Cumulative Percent
Valid yes	37	86.0	86.0	86.0
no	6	14.0	14.0	100.0
Total	43	100.0	100.0	

Are your grievances properly handled at college as student

	Frequency	Percent	Valid Percent	Cumulative Percent
Valid yes	39	90.7	90.7	90.7
no	4	9.3	9.3	100.0
Total	43	100.0	100.0	

Are your grievances properly handled at college as Alumni

	Frequency	Percent	Valid Percent	Cumulative Percent
Valid yes	39	90.7	90.7	90.7
no	4	9.3	9.3	100.0
Total	43	100.0	100.0	

Principal
S.D. College, Hoshiarpur

Rate the adequacy of laboratories and equipment during your tenure as a student at S.D. College

	Frequency	Percent	Valid Percent	Cumulative Percent
Valid highly efficient	24	55.8	55.8	55.8
Efficient	13	30.2	30.2	86.0
Satisfactory	3	7.0	7.0	93.0
Below satisfactory	3	7.0	7.0	100.0
Total	43	100.0	100.0	

Rate the adequacy of library during your tenure as a student at S.D. College

	Frequency	Percent	Valid Percent	Cumulative Percent
Valid highly efficient	25	58.1	58.1	58.1
Efficient	13	30.2	30.2	88.4
Satisfactory	4	9.3	9.3	97.7
21	1	2.3	2.3	100.0
Total	43	100.0	100.0	

Rate the adequacy of computer labs during your tenure as a student at S.D. College

	Frequency	Percent	Valid Percent	Cumulative Percent
Valid highly efficient	24	55.8	55.8	55.8
Efficient	12	27.9	27.9	83.7
Satisfactory	5	11.6	11.6	95.3
Below satisfactory	2	4.7	4.7	100.0
Total	43	100.0	100.0	

Have you obtained sufficient technical knowledge at S.D. college

	Frequency	Percent	Valid Percent	Cumulative Percent
Valid yes	37	86.0	86.0	86.0
no	6	14.0	14.0	100.0
Total	43	100.0	100.0	

Is education imparted by S.D.College useful and relevant in your present job

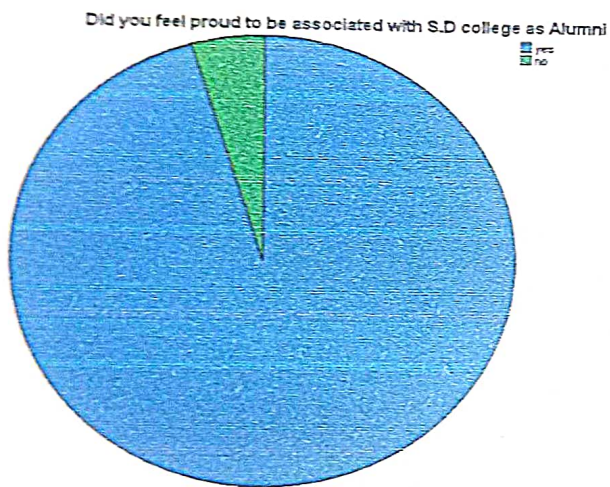

Principal
S.D. College, Hoshiarpur

	Frequency	Percent	Valid Percent	Cumulative Percent
Valid yes	37	86.0	86.0	86.0
no	6	14.0	14.0	100.0
Total	43	100.0	100.0	

Were HOD and faculties co-operative

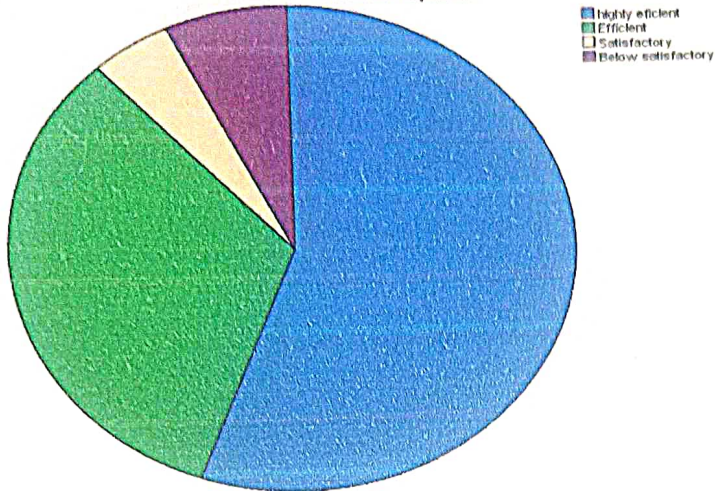
	Frequency	Percent	Valid Percent	Cumulative Percent
Valid yes	41	95.3	95.3	95.3
no	2	4.7	4.7	100.0
Total	43	100.0	100.0	

Pie Chart

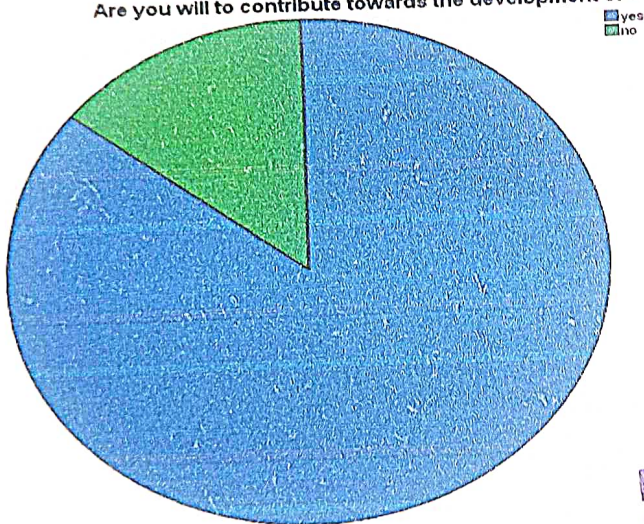



 Principal
 S.D. College, Hoshiarpur

How do you rate the development activities organized by the college for your overall development

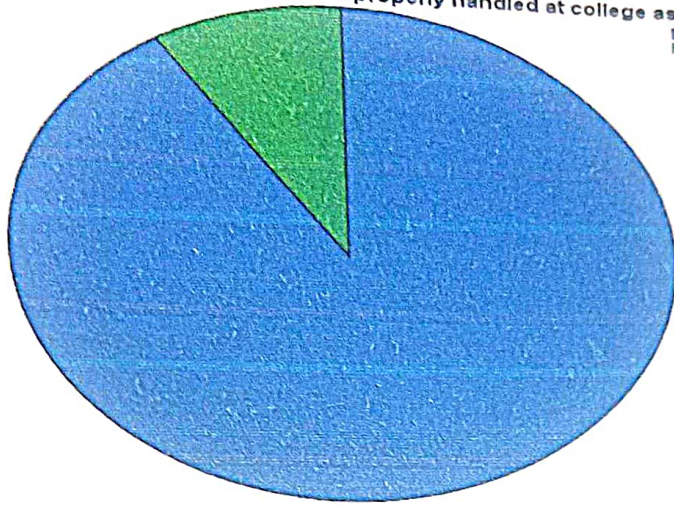


Are you will to contribute towards the development of college

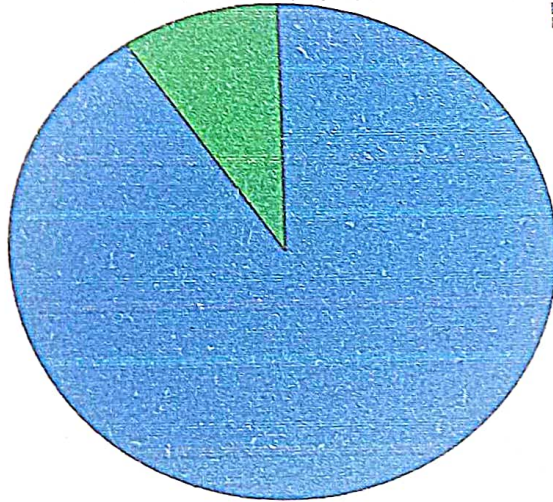


Parvati
Principal
S.D. College, Hoshiarpur

Are your grievances properly handled at college as student

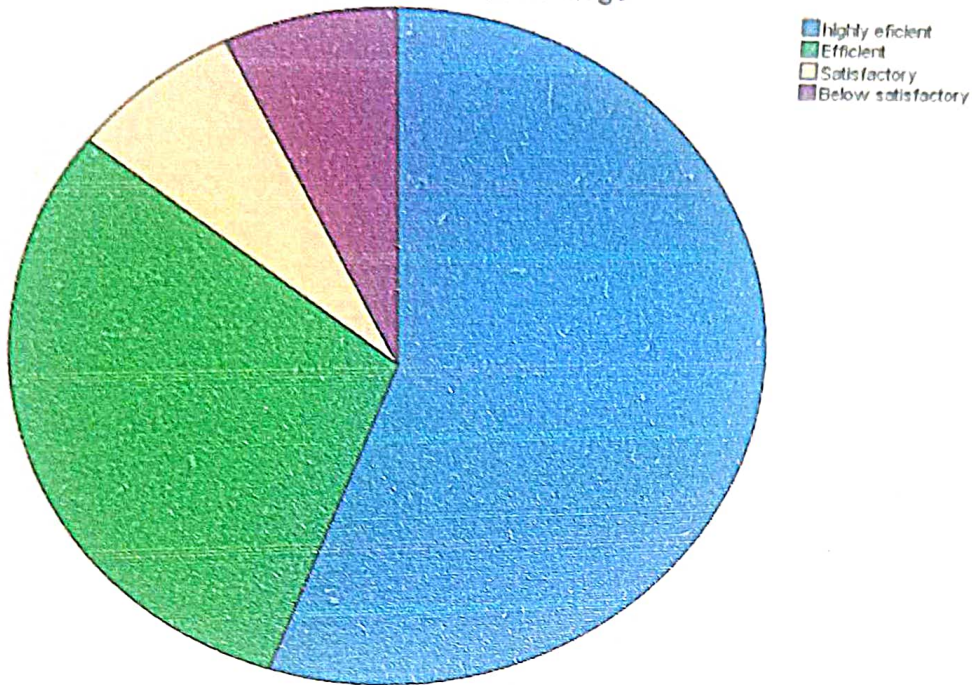


Are your grievances properly handled at college as Alumni

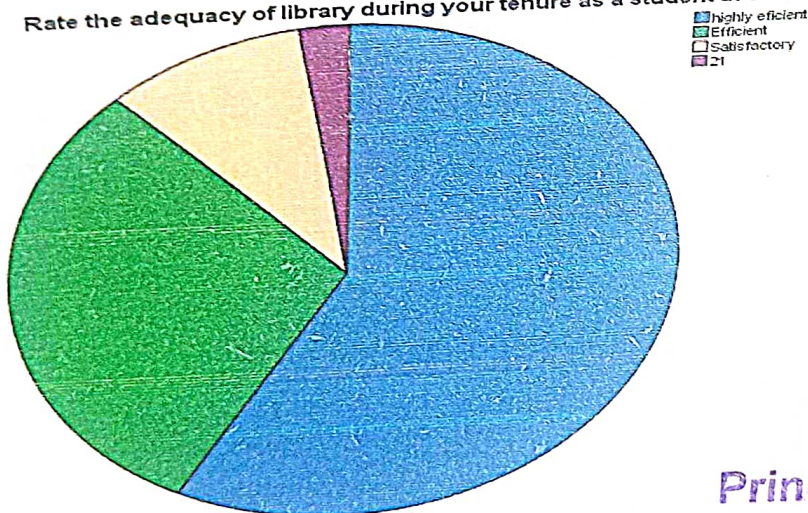



Principal
S.D. College, Hoshiarpur

Rate the adequacy of laboratories and equipment during your tenure as a student at S.D. College

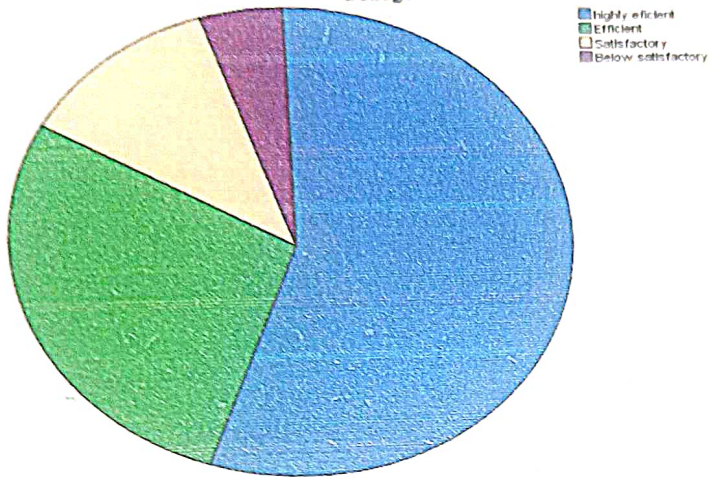


Rate the adequacy of library during your tenure as a student at S.D. College

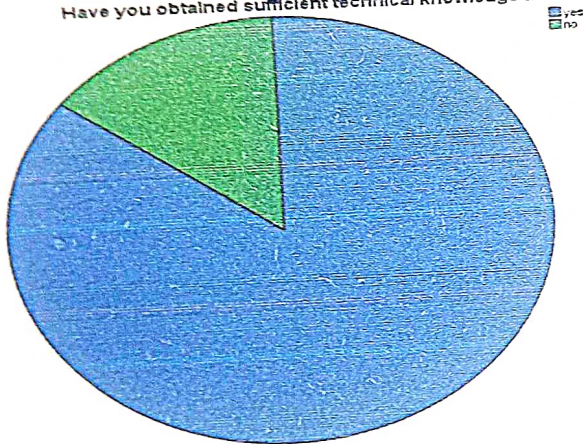


Pankaj
Principal
S.D. College, Hoshiarpur

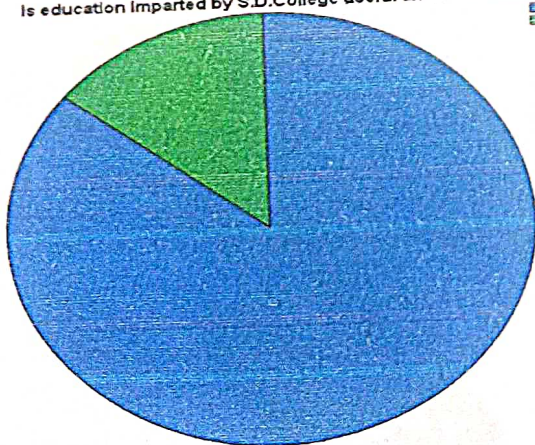
Rate the adequacy of computer labs during your tenure as a student at S.D. College



Have you obtained sufficient technical knowledge at S.D. college

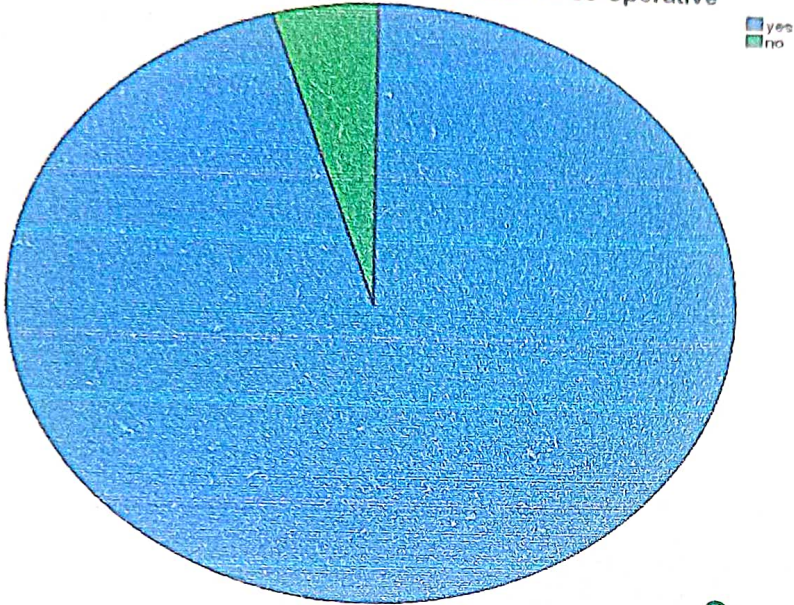


Is education imparted by S.D.College useful and relevant in your present job



Pankaj
Principal
S.D. College, Hoshiarpur

Were HOD and faculties co-operative



[Handwritten Signature]
Principal
S.D. College, Hoshiarpur

S.D.College
Hoshiarpur
Employer feedback
2018-19

General communication skills

	Frequency	Percent	Valid Percent	Cumulative Percent
Valid Good	7	33.3	33.3	33.3
Very Good	14	66.7	66.7	100.0
Total	21	100.0	100.0	

Developing practical solutions to work place problems

	Frequency	Percent	Valid Percent	Cumulative Percent
Valid Average	1	4.8	4.8	4.8
Good	10	47.6	47.6	52.4
Very Good	10	47.6	47.6	100.0
Total	21	100.0	100.0	

Working as part of a team

	Frequency	Percent	Valid Percent	Cumulative Percent
Valid Good	10	47.6	47.6	47.6
Very Good	11	52.4	52.4	100.0
Total	21	100.0	100.0	

Creative in response to workplace challenges

	Frequency	Percent	Valid Percent	Cumulative Percent
Valid Good	13	61.9	61.9	61.9
Very Good	8	38.1	38.1	100.0
Total	21	100.0	100.0	

Self-motivated and taking on appropriate level of responsibility

	Frequency	Percent	Valid Percent	Cumulative Percent
Valid Average	1	4.8	4.8	4.8
Good	9	42.9	42.9	47.6
Very Good	11	52.4	52.4	100.0
Total	21	100.0	100.0	

Open to new ideas and learning new techniques

Pooja
Principal
S.D. College, Hoshiarpur

		Frequency	Percent	Valid Percent	Cumulative Percent
Valid	Good	12	57.1	57.1	57.1
	Very Good	9	42.9	42.9	100.0
	Total	21	100.0	100.0	

Technical knowledge/skill

		Frequency	Percent	Valid Percent	Cumulative Percent
Valid	Average	1	4.8	4.8	4.8
	Good	12	57.1	57.1	61.9
	Very Good	8	38.1	38.1	100.0
	Total	21	100.0	100.0	

Involvement in social activities

		Frequency	Percent	Valid Percent	Cumulative Percent
Valid	Average	3	14.3	14.3	14.3
	Good	10	47.6	47.6	61.9
	Very Good	8	38.1	38.1	100.0
	Total	21	100.0	100.0	

Ability to manage/leadership qualities

		Frequency	Percent	Valid Percent	Cumulative Percent
Valid	Good	10	47.6	47.6	47.6
	Very Good	11	52.4	52.4	100.0
	Total	21	100.0	100.0	

Relationship with seniors/peers/subordinates

		Frequency	Percent	Valid Percent	Cumulative Percent
Valid	Good	8	38.1	38.1	38.1
	Very Good	13	61.9	61.9	100.0
	Total	21	100.0	100.0	

Curriculum relevant for employability

		Frequency	Percent	Valid Percent	Cumulative Percent
Valid	Agree	14	66.7	66.7	66.7
	Strongly Agree	7	33.3	33.3	100.0
	Total	21	100.0	100.0	

Pour Singh
Principal
S.D. College, Hoshiarpur

Syllabus effective in developing skill oriented human resources

	Frequency	Percent	Valid Percent	Cumulative Percent
Valid Agree	11	52.4	52.4	52.4
Strongly Agree	10	47.6	47.6	100.0
Total	21	100.0	100.0	

Current syllabus is need based

	Frequency	Percent	Valid Percent	Cumulative Percent
Valid Agree	16	76.2	76.2	76.2
Strongly Agree	5	23.8	23.8	100.0
Total	21	100.0	100.0	

Effectiveness of curriculum for development of entrepreneurship

	Frequency	Percent	Valid Percent	Cumulative Percent
Valid Agree	14	66.7	66.7	66.7
Strongly Agree	7	33.3	33.3	100.0
Total	21	100.0	100.0	

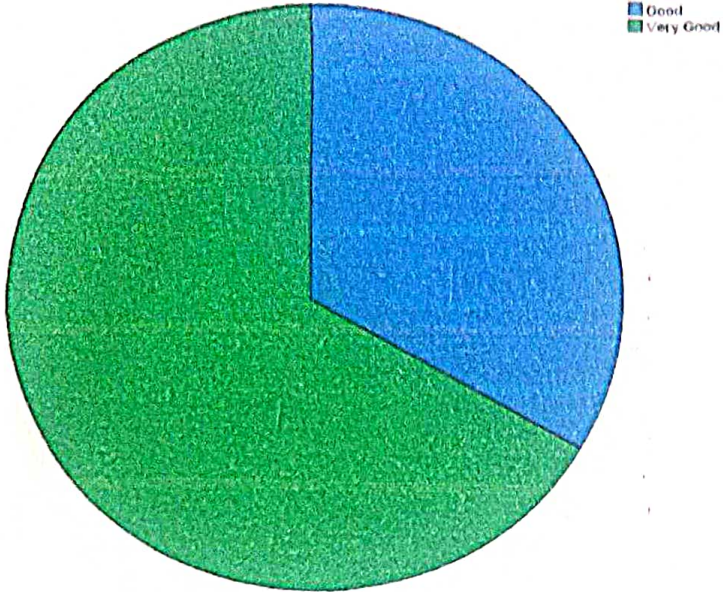
Curriculum effective in developing innovative thinking

	Frequency	Percent	Valid Percent	Cumulative Percent
Valid Agree	15	71.4	71.4	71.4
Strongly Agree	6	28.6	28.6	100.0
Total	21	100.0	100.0	

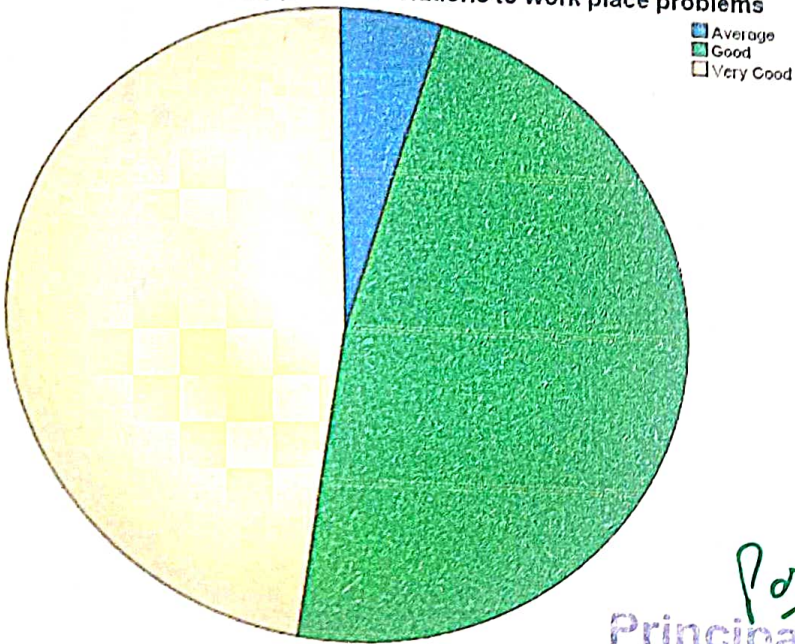
Pie Chart

Pans
Principal
S.D. College, Hoshiarpur

General communication skills




Developing practical solutions to work place problems




Principal
S.D. College, Hoshiarpur

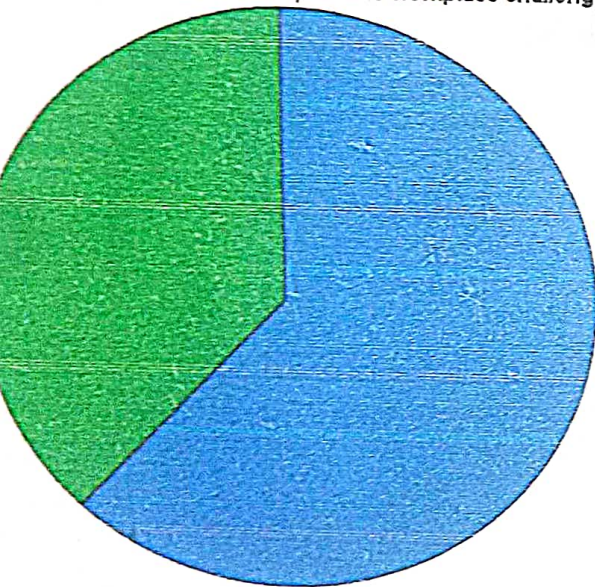
Working as part of a team

■ Good
■ Very Good



Creative in response to workplace challenges

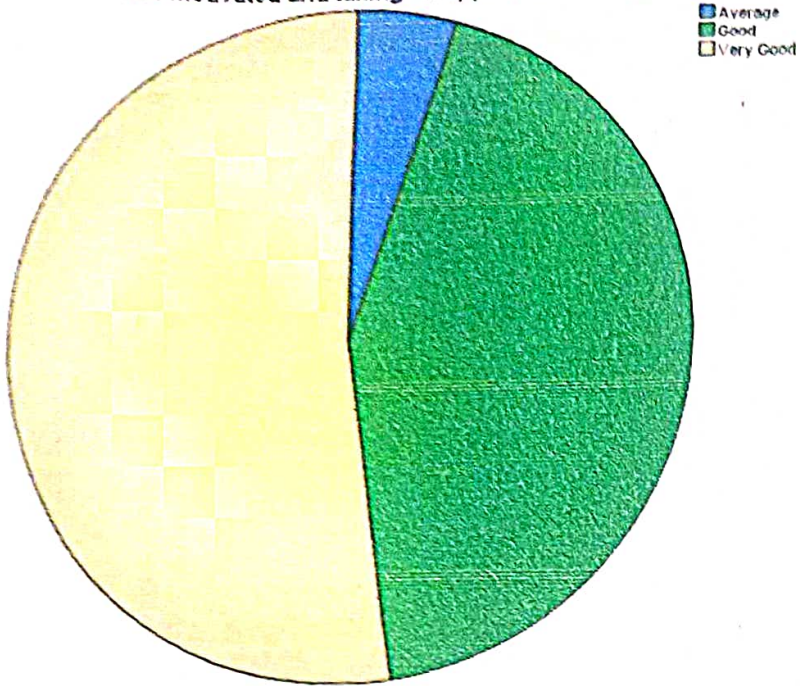
■ Good
■ Very Good



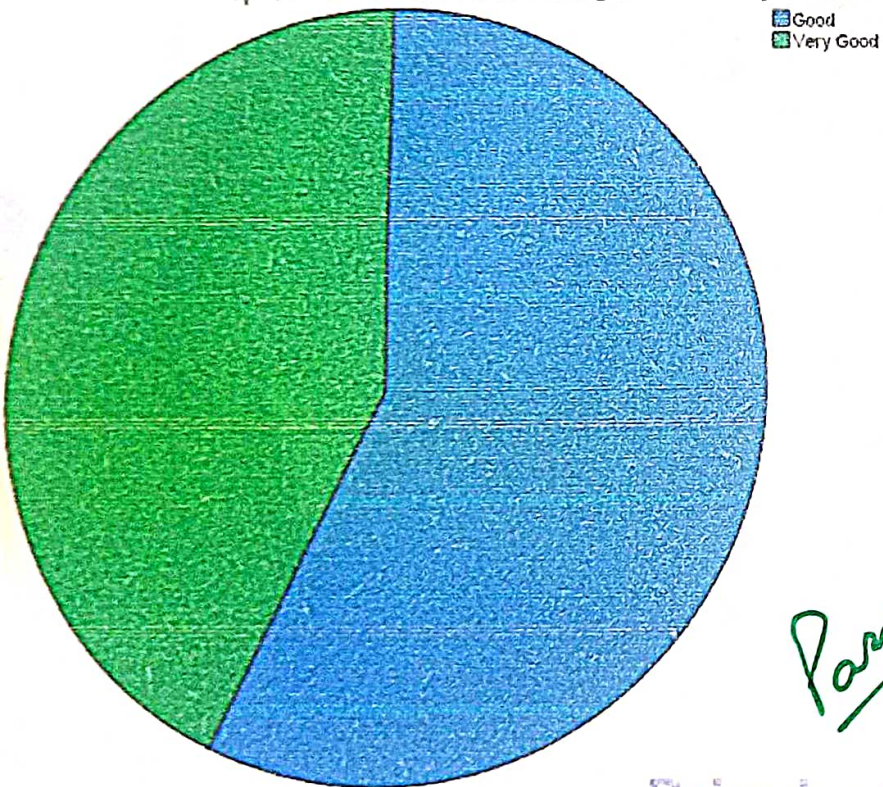
Panust

Principal
S.D. College, Hoshiarpur

Self-motivated and taking on appropriate level of responsibility



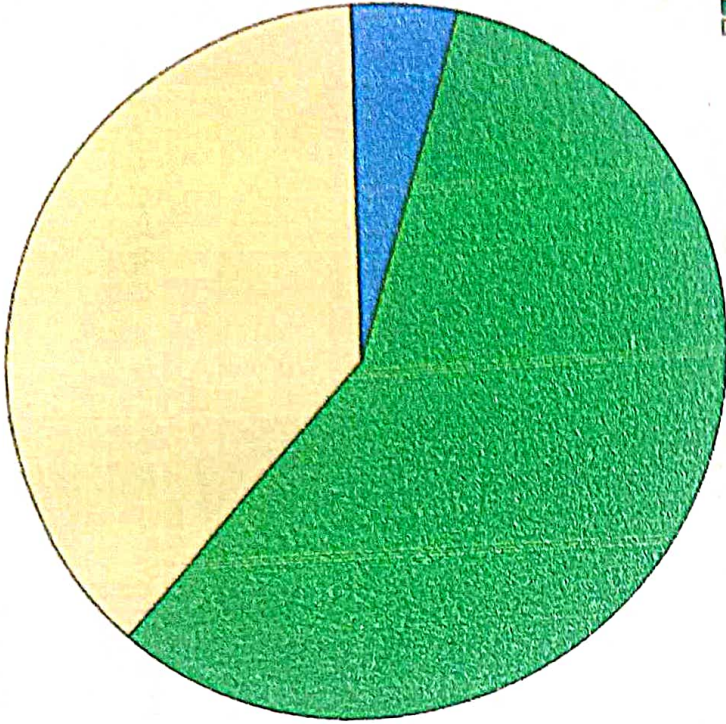
Open to new ideas and learning new techniques



Pawlos

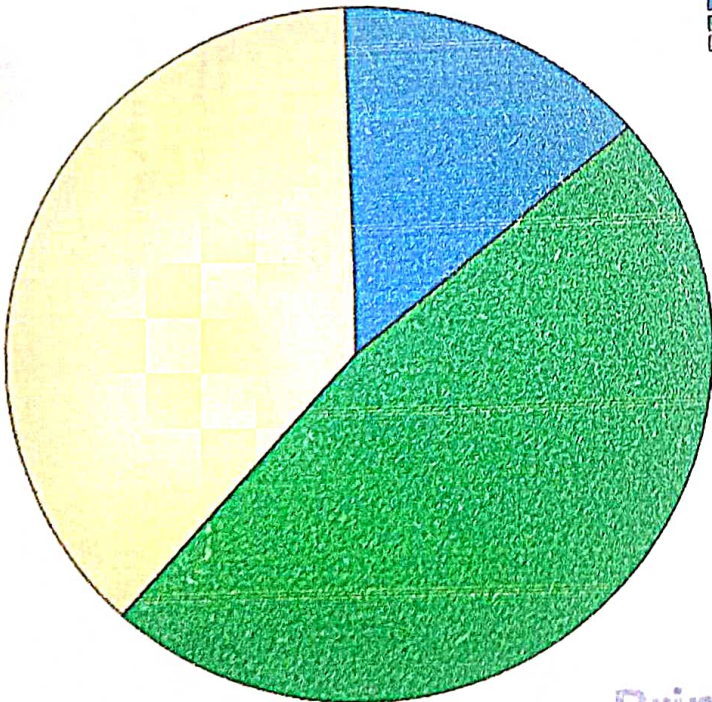
Principal
S.D. College, Hoshiarpur

Technical knowledge/skill



Average
Good
Very Good

Involvement in social activities

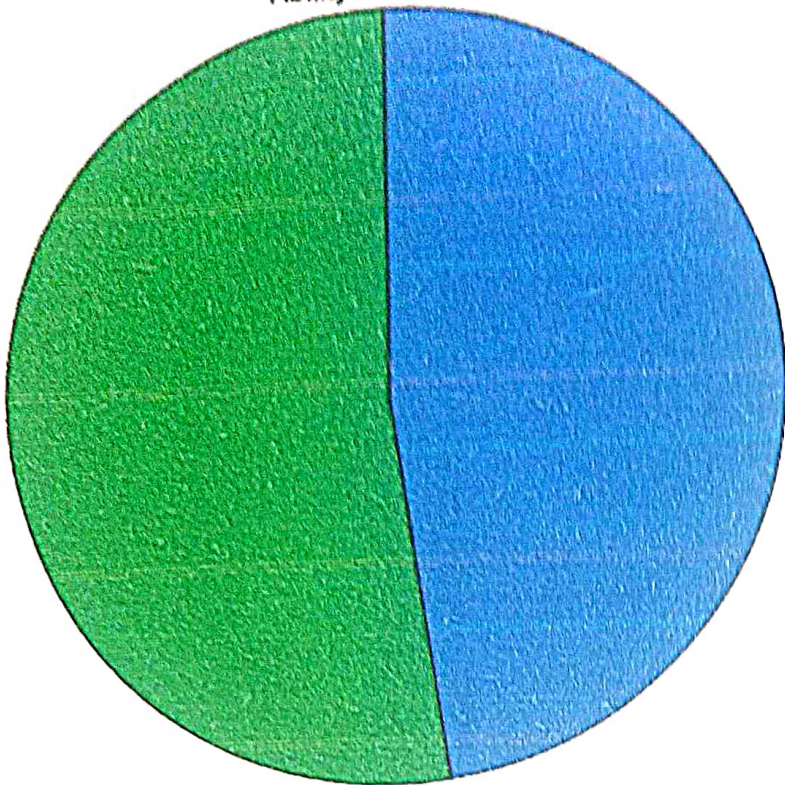


Average
Good
Very Good

Pansob

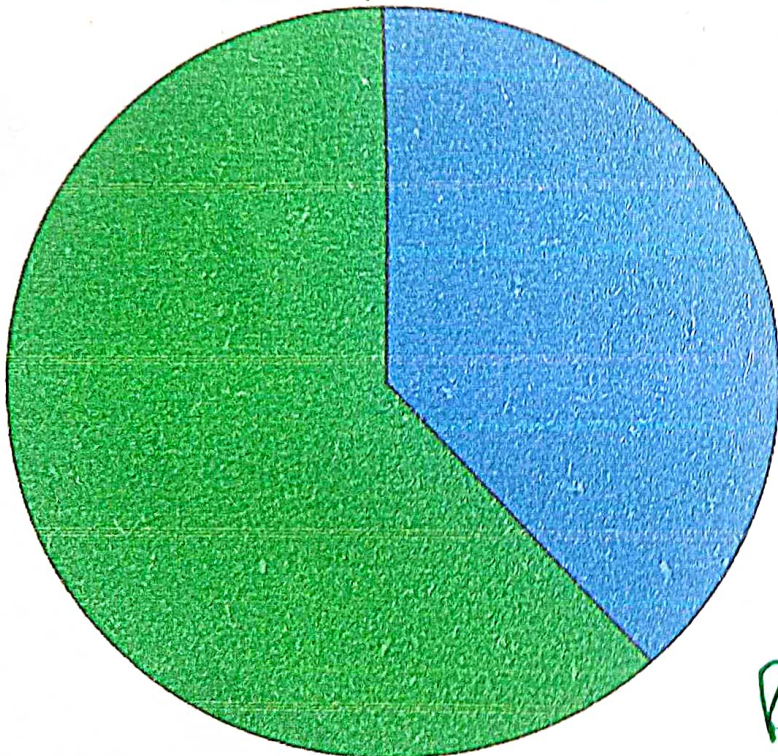
Principal
S.D. College, Hoshiarpur

Ability to manage/leadership qualities



Good
Very Good

Relationship with seniors/peers/subordinates

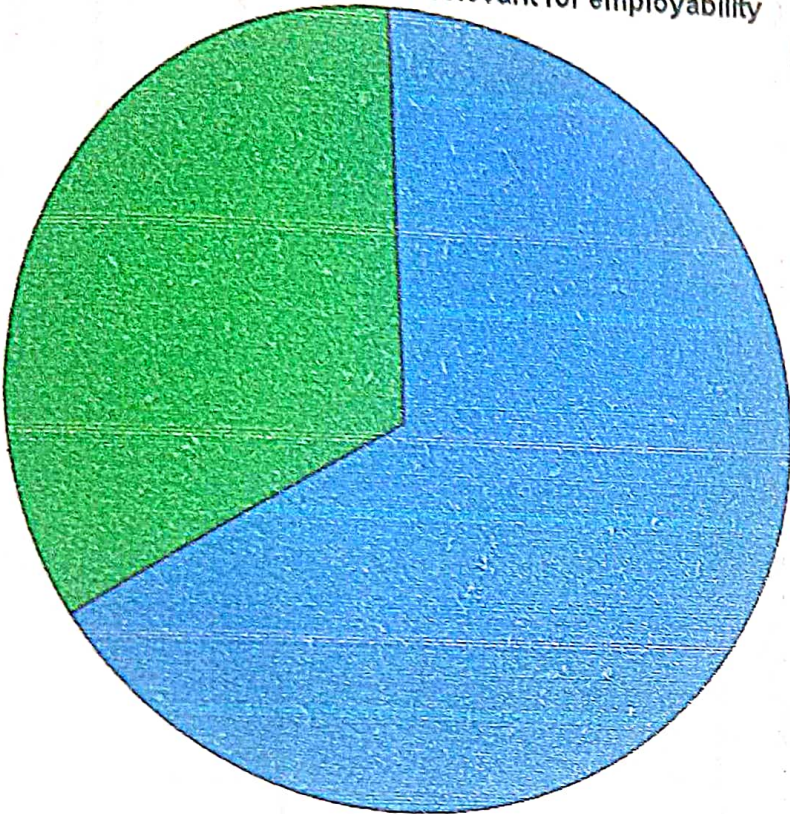


Good
Very Good

Principal
S.D. College, Hoshiarpur

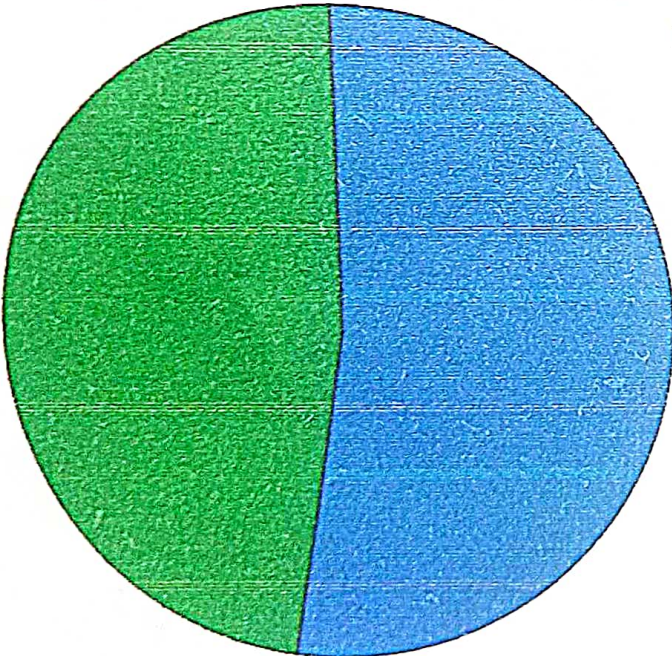
Curriculum relevant for employability

Agree
Strongly Agree



Syllabus effective in developing skill oriented human resources

Agree
Strongly Agree




Panshi

Principal
S.D. College, Hoshiarpur

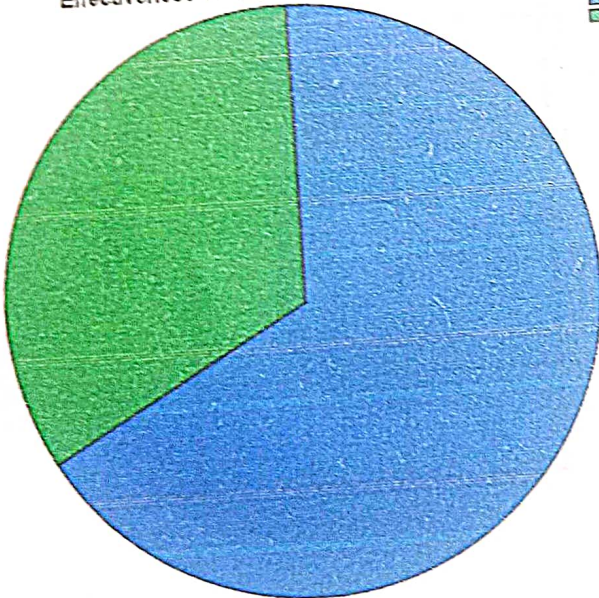
Current syllabus is need based

■ Agree
■ Strongly Agree



Effectiveness of curriculum for development of entrepreneurship

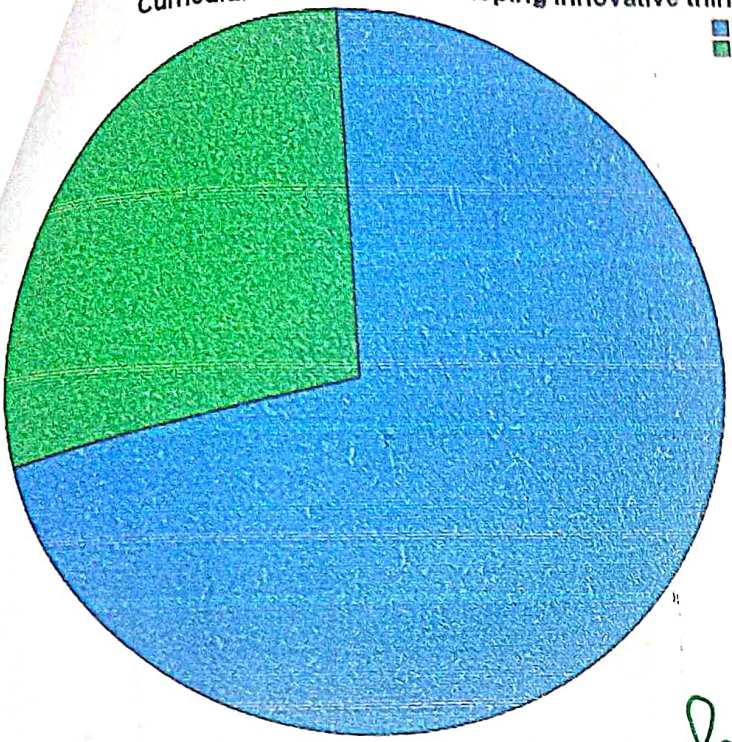
■ Agree
■ Strongly Agree



Pooja B.
Principal
S.D. College, Hoshiarpur

Curriculum effective in developing innovative thinking

Agree
Strongly Agree



Pansob

Principal
S.D. College, Hoshiarpur